

IEC 61924-2
(First edition – 2012)

Maritime navigation and radiocommunication equipment and systems –
Integrated navigation systems –
Part 2: Modular structure for INS –
Operational and performance requirements, methods of testing
and required test results

C O R R I G E N D U M 1

Clause K.2 ACM – Alert command

Replace, in the title and the sentence definition (fourth paragraph) ACM by ACN as follows:

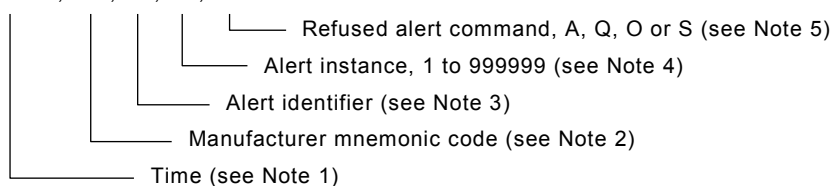
K.2 ACN – Alert command

\$--ACN,hhmmss.ss, aaa, x.x, x.x, c, a*hh <CR><LF>

Clause K.5 ARC – Alert command refused

Replace the existing sentence in this clause, by the following new sentence:

\$--ARC, hhmmss.ss, aaa, x.x, x.x, c*hh <CR><LF>



Replace, in Note 5, ACM by ACN as follows:

NOTE 5 Refused Alert Command: Indicates refused “Alert command” of a corresponding ACN sentence. This should not be a null field.

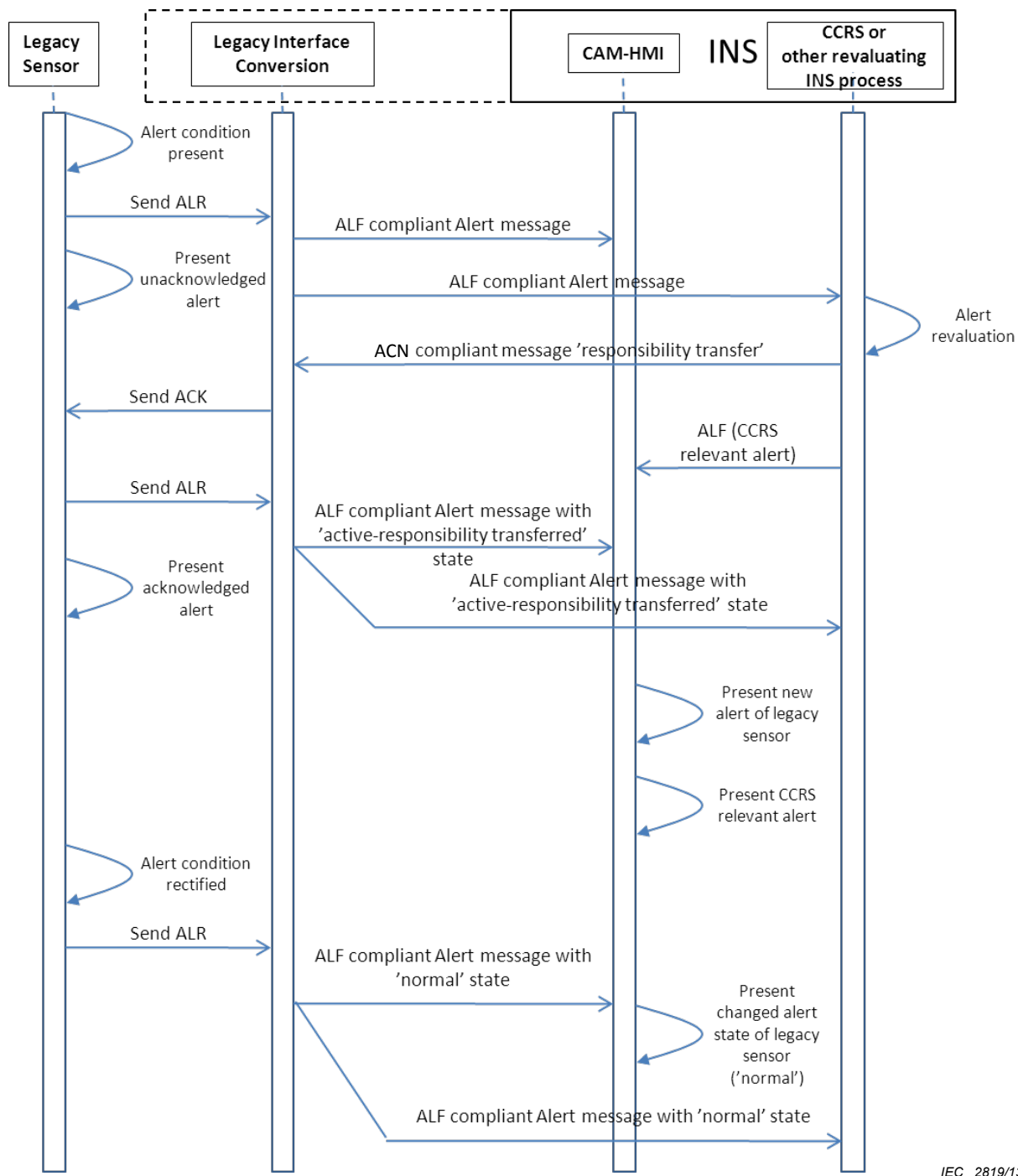
This change of designation of the alert command has to be updated throughout IEC 61924-2 as follows:

Table of contents, the title of Table J.2 now reads: Conversion from ACN to ACK

Replace ACM by ACN in the following clauses, subclauses, tables and figures:

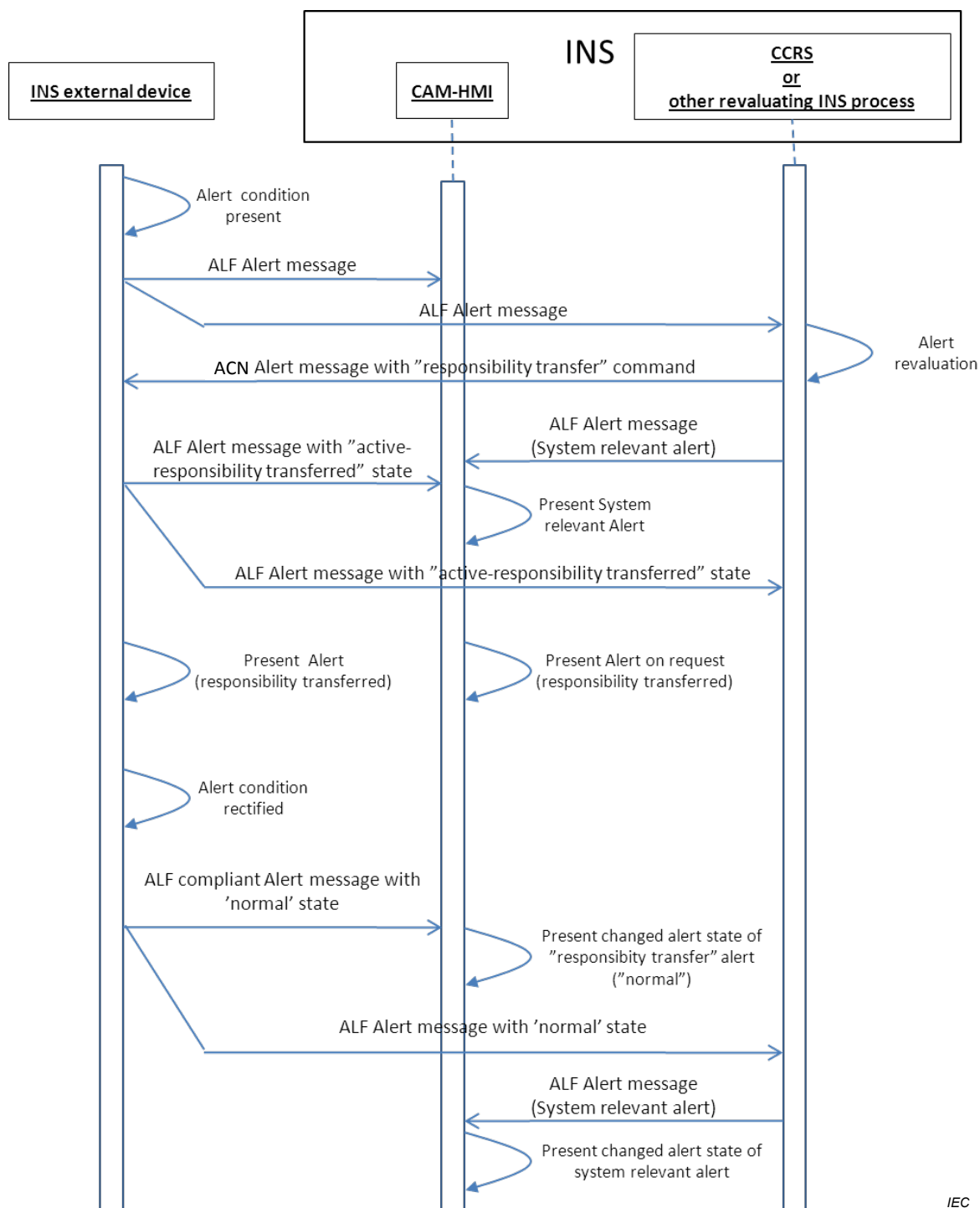
8.9.1.1	3 rd paragraph	
8.9.5.2.2	4 th bullet	
Table F.1	3 rd row	
Table F.2	2 nd row	
J.3.1	7 th bullet	
J.3.1	NOTE after 7th bullet	2 occurrences
J.3.2	Title	

J.3.2	1 st paragraph	
Table J.1	6 th row	
Table J.1	7 th row	
Table J.2	Title	
Table J.2	1 st row, column title	
J.3.2	example below Table J.2	1 occurrence
Figure J.1		1 occurrence, see below
J.3.3	1 st paragraph, below Figure J.1	
J.3.4	1 st paragraph, below Figure J.2	
Clause J.4	Title	
J.4.1	1 st paragraph	2 occurrences
Figure J.3		1 occurrence, see below
Figure J.4		1 occurrence, see below
J.4.6	Title	
J.4.6.1	1 st paragraph	
J.4.6.2	1 st paragraph	
Figure J.5		8 occurrences, see below
Clause K.3	2 nd paragraph	
L.1.1	1 st paragraph	



IEC 2819/13

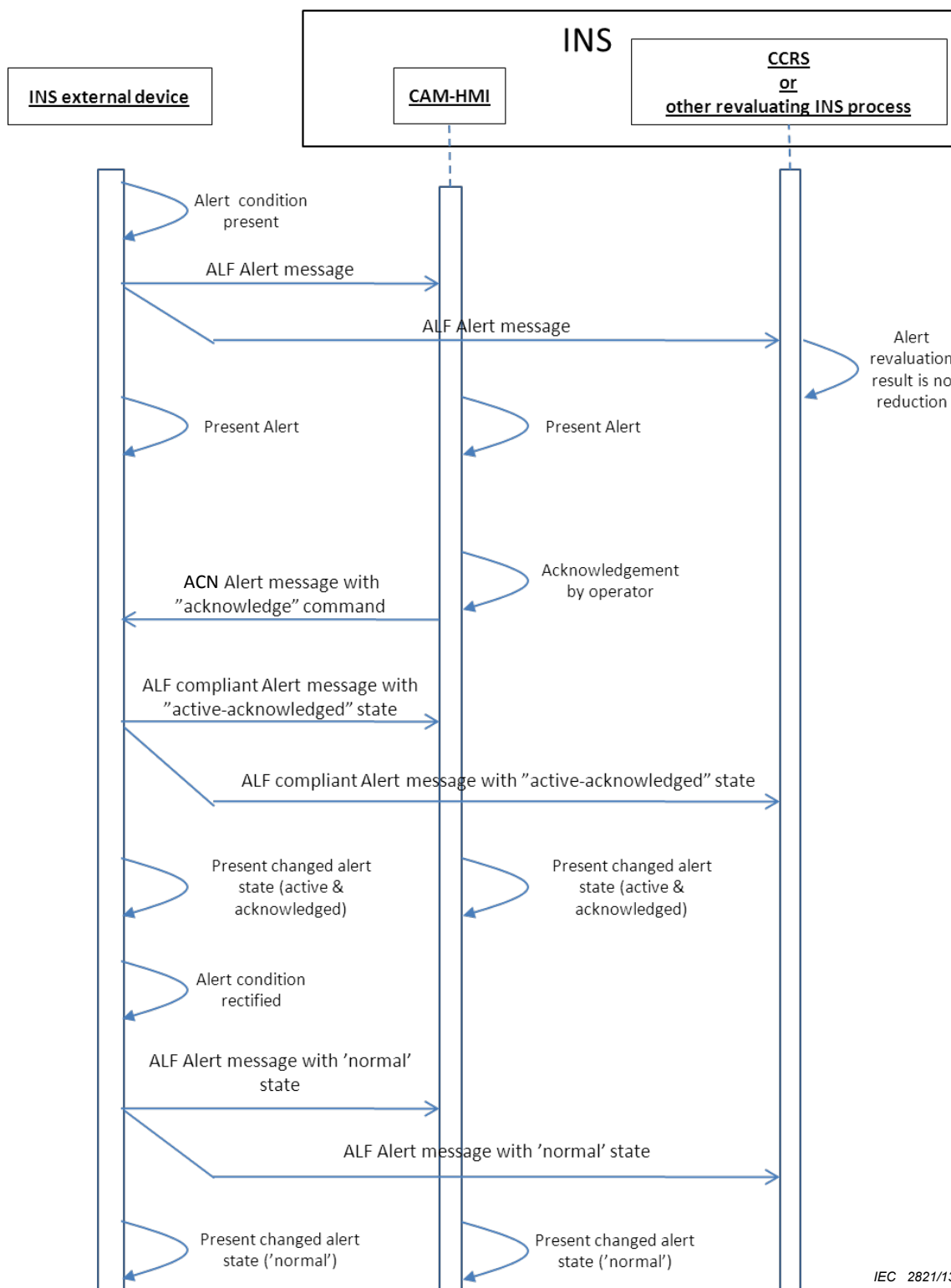
Figure J.1 – Legacy sensor communication showing priority reduction



IEC 2820/13

NOTE This Figure does not show the acknowledgement of the system relevant alert by the operator.

Figure J.3 – Alerts' communication showing priority reduction



IEC 2821/13

Figure J.4 – Alerts with communication in case priority reduction is not possible

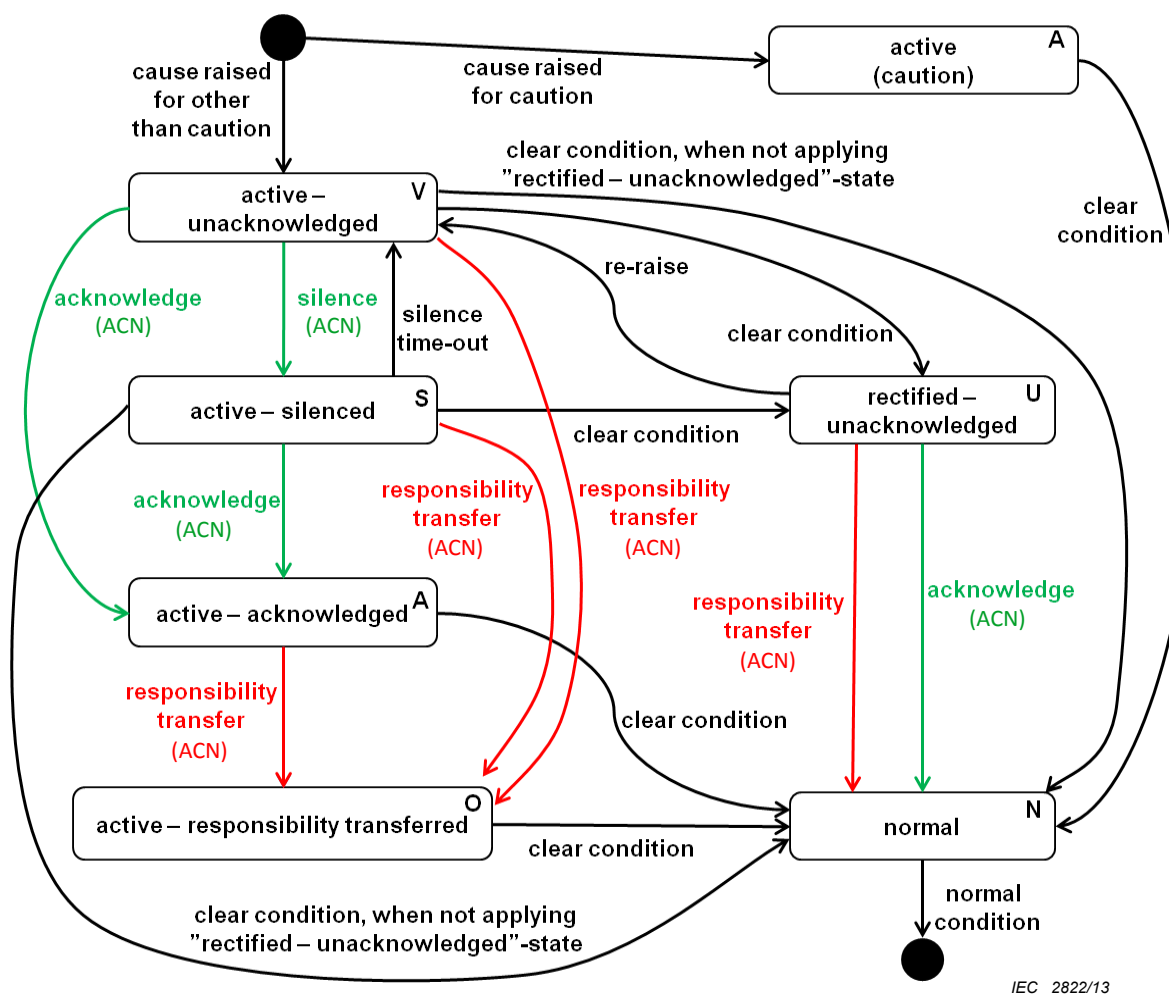


Figure J.5 – Alert state diagram