



**International
Standard**

ISO/IEC 23092-2

**Information technology — Genomic
information representation —**

**Part 2:
Coding of genomic information**

*Technologies de l'information — Représentation des informations
génomiques —*

Partie 2: Codage des informations génomiques

**Third edition
2024-03**

This document is a preview generated by AI



COPYRIGHT PROTECTED DOCUMENT

© ISO/IEC 2024

All rights reserved. Unless otherwise specified, or required in the context of its implementation, no part of this publication may be reproduced or utilized otherwise in any form or by any means, electronic or mechanical, including photocopying, or posting on the internet or an intranet, without prior written permission. Permission can be requested from either ISO at the address below or ISO's member body in the country of the requester.

ISO copyright office
CP 401 • Ch. de Blandonnet 8
CH-1214 Vernier, Geneva
Phone: +41 22 749 01 11
Email: copyright@iso.org
Website: www.iso.org

Published in Switzerland

Contents

	Page
Foreword	vii
Introduction	viii
1 Scope	1
2 Normative references	1
3 Terms and definitions	1
4 Abbreviated terms	6
5 Conventions	6
5.1 General	6
5.2 Arithmetic operators	6
5.3 Logical operators	7
5.4 Relational operators	7
5.5 Bit-wise operators	7
5.6 Assignment operators	8
5.7 Range notation	8
5.8 Mathematical functions	8
5.9 Order of operation precedence	8
5.10 Variables, syntax elements and tables	9
5.11 Text description of logical operators	10
5.12 Processes	11
6 Syntax and semantics	12
6.1 Method of specifying syntax in tabular form	12
6.2 Bit ordering	13
6.3 Specification of syntax functions and data types	13
6.4 Semantics	14
7 Data structures	14
7.1 General	14
7.2 Data unit	15
7.3 Raw reference	16
7.3.1 General	16
7.3.2 Syntax and semantics	16
7.4 Parameter set	16
7.4.1 Syntax and semantics	16
7.4.2 Encoding parameters	17
7.5 Access unit	23
7.5.1 Syntax and semantics	24
7.5.2 Access unit types	27
8 Descriptors	28
9 Sequencing reads	31
9.1 General	31
9.2 Supported symbols	31
9.3 Paired-end reads	33
9.4 Reverse-complement reads	33
9.5 Data classes	33
9.6 Aligned data	34
9.7 Unaligned data	35
10 Decoding process	35
10.1 General	35
10.2 dataset_type = 0 or 1	36
10.2.1 General	36
10.2.2 References padding	36
10.2.3 Type 1 AU (Class P)	37

10.2.4	Type 2 AU (Class N)	38
10.2.5	Type 3 AU (Class M)	38
10.2.6	Type 4 AU (Class I)	39
10.2.7	Type 5 AU (Class HM)	41
10.2.8	Type 6 AU (Class U)	41
10.3	dataset_type = 2	42
10.3.1	General	42
10.3.2	Type 1 AU	43
10.3.3	Type 2 AU	43
10.3.4	Type 3 AU	43
10.3.5	Type 4 AU	44
10.3.6	Type 6 AU	44
10.4	Genomic descriptors	44
10.4.1	General	44
10.4.2	pos	45
10.4.3	rcomp	45
10.4.4	flags	46
10.4.5	mmpos	47
10.4.6	mmtyp	49
10.4.7	clips	53
10.4.8	ureads	55
10.4.9	rln	56
10.4.10	pair	57
10.4.11	mscore	64
10.4.12	mmap	65
10.4.13	msar	68
10.4.14	rtype	69
10.4.15	rgroup	71
10.4.16	qv	71
10.4.17	rname	75
10.4.18	rft	75
10.4.19	rftt	76
10.4.20	tokentype descriptors	77
10.5	sequence	85
10.5.1	General	85
10.5.2	Aligned reads (Classes P, N, M, I, HM)	85
10.5.3	Unmapped reads (Class HM, U)	86
10.6	e-cigar	86
10.6.1	Syntax	86
10.6.2	Decoding process for the first alignment	88
10.6.3	Decoding process for other alignments	95
10.6.4	Reference transformation	95
11	Representation of reference sequences	96
11.1	External reference	97
11.2	Embedded reference	97
11.3	Computed reference	97
11.3.1	General	97
11.3.2	Supported Algorithms	97
11.3.3	Reference transformation	98
11.3.4	PushIn	98
11.3.5	Local assembly	100
11.3.6	Global assembly	101
12	Block payload parsing process	101
12.1	General	101
12.2	Encoding Mode 0	102
12.3	Inverse binarizations	103
12.3.1	General	103
12.3.2	Binary (BI)	103

12.3.3	Truncated unary (TU)	104
12.3.4	Exponential golomb (EG)	104
12.3.5	Truncated exponential golomb (TEG)	105
12.3.6	Signed truncated exponential golomb (STEG)	105
12.3.7	Split unit-wise truncated unary (SUTU)	105
12.3.8	Signed split unit-wise truncated unary (SSUTU)	106
12.3.9	Double truncated unary (DTU)	106
12.3.10	Signed double truncated unary (SDTU)	107
12.4	Decoder configuration	107
12.4.1	Sequences and quality values	107
12.4.2	Support values	108
12.4.3	CABAC binarizations	109
12.4.4	Transformation parameters	112
12.4.5	Msar descriptor and read identifiers	113
12.4.6	State variables	114
12.5	Initialization process for context variables	117
12.6	Arithmetic decoding engine	117
12.6.1	Initialization	117
12.6.2	Arithmetic decoding process	118
12.7	Decoding process for sequence descriptors	124
12.7.1	General	125
12.7.2	Block payload decoding process	125
12.8	BSC decoding process	139
12.8.1	decoding process	139
13	Output format	141
13.1	General	141
13.2	MPEG-G record	141
13.2.1	General	141
13.2.2	number_of_template_segments	143
13.2.3	number_of_record_segments	143
13.2.4	number_of_alignments	143
13.2.5	class_ID	144
13.2.6	read_group_len	144
13.2.7	reserved	144
13.2.8	read_1_first	144
13.2.9	seq_ID	144
13.2.10	as_depth	144
13.2.11	read_len	144
13.2.12	qv_depth	144
13.2.13	read_name_len	144
13.2.14	read_name	145
13.2.15	read_group	145
13.2.16	sequence	145
13.2.17	quality_values	145
13.2.18	mapping_pos	145
13.2.19	ecigar_len	145
13.2.20	ecigar_string	145
13.2.21	reverse_comp	145
13.2.22	mapping_score	145
13.2.23	split_alignment	145
13.2.24	delta	146
13.2.25	split_pos	146
13.2.26	split_seq_ID	146
13.2.27	flags	146
13.2.28	more_alignments	146
13.2.29	next_pos	146
13.2.30	next_seq_ID	146
13.3	Initialization process	146

Annex A (informative) Tokenization of reads identifiers	150
Annex B (informative) Mapping quality	152
Annex C (informative) Inverse binarization examples	153
Annex D Block Sorting, Lossless Data Compression	157

This document is a preview generated by EVS

Foreword

ISO (the International Organization for Standardization) and IEC (the International Electrotechnical Commission) form the specialized system for worldwide standardization. National bodies that are members of ISO or IEC participate in the development of International Standards through technical committees established by the respective organization to deal with particular fields of technical activity. ISO and IEC technical committees collaborate in fields of mutual interest. Other international organizations, governmental and non-governmental, in liaison with ISO and IEC, also take part in the work.

The procedures used to develop this document and those intended for its further maintenance are described in the ISO/IEC Directives, Part 1. In particular, the different approval criteria needed for the different types of document should be noted. This document was drafted in accordance with the editorial rules of the ISO/IEC Directives, Part 2 (see www.iso.org/directives or www.iec.ch/members_experts/refdocs).

ISO and IEC draw attention to the possibility that the implementation of this document may involve the use of (a) patent(s). ISO and IEC take no position concerning the evidence, validity or applicability of any claimed patent rights in respect thereof. As of the date of publication of this document, ISO and IEC had received notice of (a) patent(s) which may be required to implement this document. However, implementers are cautioned that this may not represent the latest information, which may be obtained from the patent database available at www.iso.org/patents and <https://patents.iec.ch>. ISO and IEC shall not be held responsible for identifying any or all such patent rights.

Any trade name used in this document is information given for the convenience of users and does not constitute an endorsement.

For an explanation of the voluntary nature of standards, the meaning of ISO specific terms and expressions related to conformity assessment, as well as information about ISO's adherence to the World Trade Organization (WTO) principles in the Technical Barriers to Trade (TBT) see www.iso.org/iso/foreword.html. In the IEC, see www.iec.ch/understanding-standards.

This document was prepared by Joint Technical Committee ISO/IEC JTC 1, *Information technology*, Subcommittee SC 29, *Coding of audio, picture, multimedia and hypermedia information*.

This third edition cancels and replaces the second edition (ISO/IEC 23092-2:2020), which has been technically revised.

The main changes are as follows:

- inclusion of new low-complexity entropy coders in [subclause 7.4.2.2 \(Table 9\)](#): LZMA, ZSTD, BSC;
- inclusion of new indexed entropy coder in [subclause 7.4.2.2 \(Table 9\)](#): PROCUSTES;
- inclusion of the specification of BSC decoding process in [subclause 12.8](#) and [Annex D](#);
- inclusion of a new flag (`extended_alignment_info`) in [subclause 13.2.1](#) to represent split alignment information in the compressed bitstream.

A list of all parts in the ISO/IEC 23092 series can be found on the ISO and IEC websites.

Any feedback or questions on this document should be directed to the user's national standards body. A complete listing of these bodies can be found at www.iso.org/members.html and www.iec.ch/national-committees.

Introduction

The advent of high-throughput sequencing (HTS) technologies has the potential to boost the adoption of genomic information in everyday practice, ranging from biological research to personalized genomic medicine in clinics. As a consequence, the volume of generated data has increased dramatically during the last few years, and an even more pronounced growth is expected in the near future.

At the moment genomic information is mostly exchanged through a variety of data formats, such as FASTA/FASTQ for unaligned sequencing reads and SAM/BAM/CRAM for aligned reads. With respect to such formats, the ISO/IEC 23092 series provides a new solution for the representation and compression of genome sequencing information by:

- Specifying an abstract representation of the sequencing data rather than a specific format with its direct implementation.
- Being designed at a time point when technologies and use cases are more mature. This permits addressing one limitation of the textual SAM format, for which the incremental ad-hoc addition of features followed along the years, resulting in an overall redundant and suboptimal format which was unnecessarily complicated.
- Separating free-field user-defined information with no clear semantics from the genomic data representation. This allows a fully interoperable and automatic exchange of information between different data producers.
- Allowing multiplexing of relevant metadata information with the data since data and metadata are partitioned at different conceptual levels.
- Following a strict and supervised development process which has proven successful in the last 30 years in the domain of digital media for the transport format, the file format, the compressed representation and the application program interfaces.

The ISO/IEC 23092 series provides the enabling technology that will allow the community to create an ecosystem of novel, interoperable, solutions in the field of genomic information processing. In particular it offers:

- Consistent, general and properly designed format definitions and data structures to store sequencing and alignment information. A robust framework which can be used as a foundation to implement different compression algorithms.
- Speed and flexibility in the selective access to coded data, by means of newly designed data clustering and optimized storage methodologies.
- Low latency in data transmission and consequent fast availability at remote locations, based on transmission protocols inspired by real-time application domains.
- Built-in privacy and protection of sensitive information, thanks to a flexible framework which allows customizable secured access at all layers of the data hierarchy.
- Reliability of the technology and interoperability among tools and systems, owing to the provision of a procedure to assess conformance to this document on an exhaustive dataset.
- Support to the implementation of a complete ecosystem of compliant devices and applications, through the availability of a normative reference implementation covering the totality of the ISO/IEC 23092 series.

The fundamental structure of the ISO/IEC 23092 series data representation is the *genomic record*. The genomic record is a data structure consisting of either a single sequencing read, or a paired sequencing read, and its associated sequencing and alignment information; it may contain detailed mapping and alignment data, a single or paired read identifier (read name) and quality values.

Without breaking traditional approaches, the genomic record introduced in the ISO/IEC 23092 series provides a more compact, simpler and manageable data structure grouping all the information related to a single DNA template, from simple sequencing data to sophisticated alignment information.

The genomic record, although it is an appropriate logic data structure for interaction and manipulation of coded information, is not a suitable atomic data structure for compression. To achieve high compression ratios, it is necessary to group genomic records into clusters and to transform the information of the same type into sets of descriptors structured into homogeneous blocks. Furthermore, when dealing with selective data access, the genomic record unit is too small to allow effective and fast information retrieval.

For these reasons, this document introduces the concept of access unit, which is the fundamental structure for coding and access to information in the compressed domain.

The access unit is the smallest data structure that can be decoded by a decoder compliant with this document. An access unit is composed of one block for each descriptor used to represent the information of its genomic records; therefore, a block payload is the coded representation of all the data of the same type (i.e. a descriptor) in a cluster.

In addition to clusters of genomic records compressed into access units, reads are further classified in six data classes: five classes are defined according to the result of their alignment against one or more reference sequences; the sixth class contains either reads that could not be mapped or raw sequencing data. The classification of sequencing reads into classes enables the development of powerful selective data access. In fact access units inherit a specific data characterization (e.g. perfect matches in class P, substitutions in class M, indels in class I, half-mapped reads in class HM) from the genomic records composing them, and thus constitute a data structure capable of providing powerful filtering capability for the efficient support of many different use cases.

Access units are the fundamental, finest grain data structure in terms of content protection and in terms of metadata association. In other words, each access unit can be individually and independently protected. [Figure 1](#) shows how access units, blocks and genomic records relate to each other in the ISO/IEC 23092 series data structure.

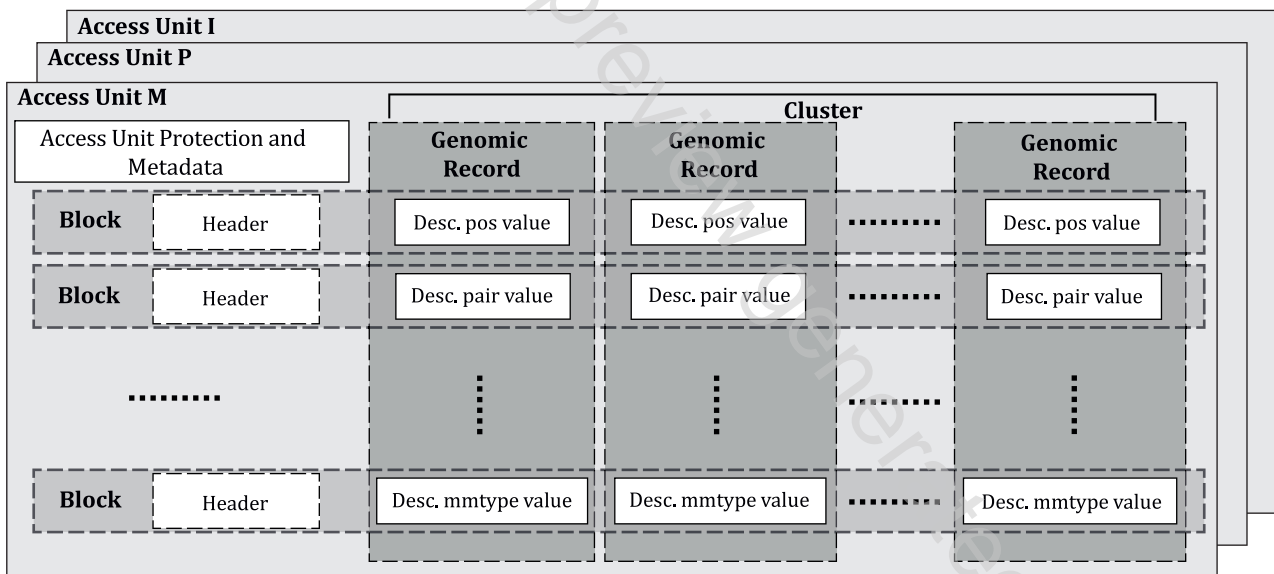


Figure 1 — Access units, blocks and genomic records

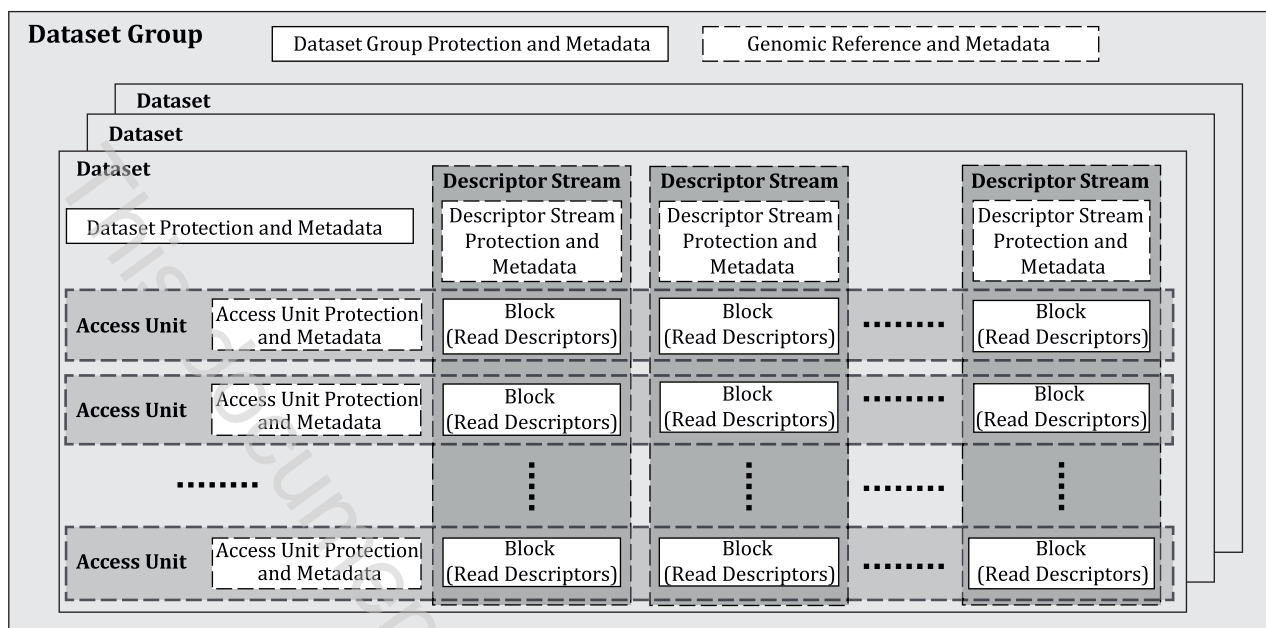


Figure 2 — High-level data structure: datasets and dataset group

A dataset is a coded data structure containing headers and one or more access units. Typical datasets could, for example, contain the complete sequencing of an individual, or a portion of it. Other datasets could contain for example a reference genome or a subset of its chromosomes. Datasets are grouped in dataset groups, as shown in [Figure 2](#).

According to the ISO/IEC 23092 series, the compressed sequencing data can be multiplexed into a bitstream suitable for packetization for real-time transport over typical network protocols. In storage use cases, coded data can be encapsulated into a file format with the possibility to organize blocks per descriptor stream or per access unit, to further optimize the selective access performance to the type of data access required by the different application scenarios. The ISO/IEC 23092 series further provides a reference process to convert a transport stream into a file format and vice versa.

The ISO/IEC 23092 series defines the syntax and semantics of the compressed genome sequencing data representation and the deterministic decoding process that reconstructs the contents of datasets. The decoding process is fully specified such that all decoders that conform to this document will produce identical decoded output. A simplified diagram of the decoding process is shown in [Figure 3](#).

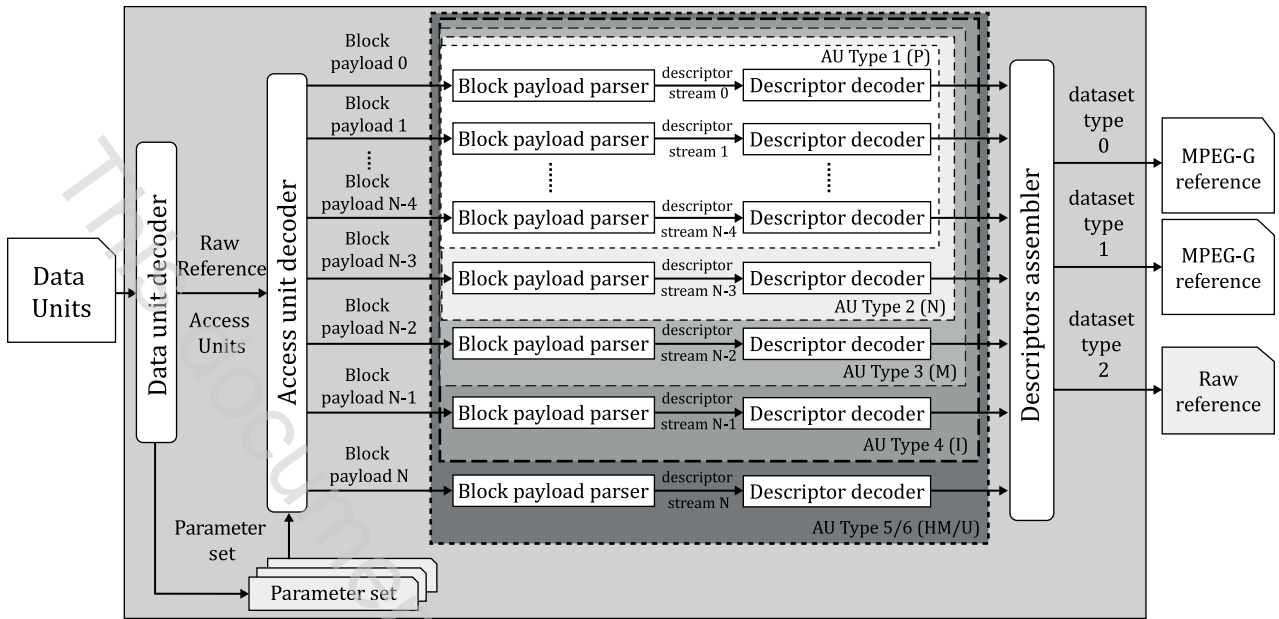


Figure 3 — The decoding process

Information technology — Genomic information representation —

Part 2: Coding of genomic information

1 Scope

This document provides specifications for the representation of the following types of genomic information:

- unaligned sequencing reads including read identifiers and quality values;
- aligned sequencing reads including read identifiers and quality values;
- reference sequences.

2 Normative references

The following documents are referred to in the text in such a way that some or all of their content constitutes requirements of this document. For dated references, only the edition cited applies. For undated references, the latest edition of the referenced document (including any amendments) applies.

ISO/IEC 10646, *Information technology — Universal coded character set (UCS)*

ISO/IEC 23092-1:2020, *Information technology — Genomic information representation — Part 1: Transport and storage of genomic information*

3 Terms and definitions

For the purposes of this document, the terms and definitions given in ISO/IEC 23092-1 and the following apply.

ISO and IEC maintain terminology databases for use in standardization at the following addresses:

- ISO Online browsing platform: available at <https://www.iso.org/obp>
- IEC Electropedia: available at <https://www.electropedia.org/>

3.1 alignment

information describing the similarity between a sequence [typically a *sequencing read* (3.28)] and a reference sequence (for instance, a reference genome)

Note 1 to entry: An alignment is described in terms of a position within the reference, the strand of the reference, and a set of edit operations (matches, mismatches, insertions and deletions, clipping of the sequence ends and splicing information) needed to turn the first sequence into the second.