

**Kraanad. Liikurkraanad**

**Cranes - Mobile cranes**

This document is a preview generated by EVS

## EESTI STANDARDI EESSÕNA

## NATIONAL FOREWORD

See Eesti standard EVS-EN 13000:2010+A1:2014 sisaldab Euroopa standardi EN 13000:2010+A1:2014 inglisekeelset teksti.	This Estonian standard EVS-EN 13000:2010+A1:2014 consists of the English text of the European standard EN 13000:2010+A1:2014.
Standard on jõustunud sellekohase teate avaldamisega EVS Teatajas.	This standard has been endorsed with a notification published in the official bulletin of the Estonian Centre for Standardisation.
Euroopa standardimisorganisatsioonid on teinud Euroopa standardi rahvuslikele liikmetele kättesaadavaks 14.05.2014.	Date of Availability of the European standard is 14.05.2014.
Standard on kättesaadav Eesti Standardikeskusest.	The standard is available from the Estonian Centre for Standardisation.

Tagasisidet standardi sisu kohta on võimalik edastada, kasutades EVS-i veebilehel asuvat tagasiside vormi või saates e-kirja meiliaadressile [standardiosakond@evs.ee](mailto:standardiosakond@evs.ee).

ICS 53.020.20

### Standardite reprodutseerimise ja levitamise õigus kuulub Eesti Standardikeskusele

Andmete paljundamine, taastekitamine, kopeerimine, salvestamine elektroonsesse süsteemi või edastamine ükskõik millises vormis või millisel teel ilma Eesti Standardikeskuse kirjaliku loata on keelatud.

Kui Teil on küsimusi standardite autorikaitse kohta, võtke palun ühendust Eesti Standardikeskusega:  
Aru 10, 10317 Tallinn, Eesti; [www.evs.ee](http://www.evs.ee); telefon 605 5050; e-post [info@evs.ee](mailto:info@evs.ee)

### The right to reproduce and distribute standards belongs to the Estonian Centre for Standardisation

No part of this publication may be reproduced or utilized in any form or by any means, electronic or mechanical, including photocopying, without a written permission from the Estonian Centre for Standardisation.

If you have any questions about copyright, please contact Estonian Centre for Standardisation:  
Aru 10, 10317 Tallinn, Estonia; [www.evs.ee](http://www.evs.ee); phone 605 5050; e-mail [info@evs.ee](mailto:info@evs.ee)

English Version

## Cranes - Mobile cranes

Appareils de levage à charge suspendue - Grues mobiles

Krane - Fahrzeugkrane

This European Standard was approved by CEN on 19 December 2009 and includes Corrigendum 1 issued by CEN on 6 October 2010 and Amendment 1 approved by CEN on 9 February 2014.

CEN members are bound to comply with the CEN/CENELEC Internal Regulations which stipulate the conditions for giving this European Standard the status of a national standard without any alteration. Up-to-date lists and bibliographical references concerning such national standards may be obtained on application to the CEN-CENELEC Management Centre or to any CEN member.

This European Standard exists in three official versions (English, French, German). A version in any other language made by translation under the responsibility of a CEN member into its own language and notified to the CEN-CENELEC Management Centre has the same status as the official versions.

CEN members are the national standards bodies of Austria, Belgium, Bulgaria, Croatia, Cyprus, Czech Republic, Denmark, Estonia, Finland, Former Yugoslav Republic of Macedonia, France, Germany, Greece, Hungary, Iceland, Ireland, Italy, Latvia, Lithuania, Luxembourg, Malta, Netherlands, Norway, Poland, Portugal, Romania, Slovakia, Slovenia, Spain, Sweden, Switzerland, Turkey and United Kingdom.





EUROPEAN COMMITTEE FOR STANDARDIZATION  
COMITÉ EUROPÉEN DE NORMALISATION  
EUROPÄISCHES KOMITEE FÜR NORMUNG

**CEN-CENELEC Management Centre: Avenue Marnix 17, B-1000 Brussels**

# Contents

Page

Foreword.....	5
Introduction .....	6
1 Scope .....	7
2 Normative references .....	7
3 Terms and definitions .....	11
4 Safety requirements and/or protective measures .....	14
4.1 Structures and components .....	14
4.1.1 General.....	14
4.1.2 Load effects .....	14
4.1.3 Limit states .....	19
4.2 Equipment and devices.....	21
4.2.1 General principles.....	21
4.2.2 Control station .....	22
4.2.3  Protection against falling objects  .....	24
4.2.4 Seats .....	24
4.2.5 Controls and control systems .....	24
4.2.6 Limiting and indicating devices .....	26
4.2.7 Steering system .....	32
4.2.8 Braking systems .....	33
4.2.9 Protection devices .....	35
4.2.10 Hydraulic and pneumatic systems and components.....	37
4.2.11 Pressure vessels and fuel tanks .....	39
4.2.12 Electric and electronic components and related phenomena .....	40
4.2.13 Hooks and hook blocks .....	40
4.2.14 Specific requirements for spare tyres/wheels .....	40
4.2.15 Specific requirements for pin jointed jib/fly jib connections .....	40
4.3 Visibility .....	40
4.3.1 Crane operator's field of view.....	40
4.3.2 Lighting.....	41
4.4 Noise and noise reduction .....	41
4.5 Fire protection.....	42
4.5.1 Fire resistance.....	42
4.5.2 Fire extinguisher .....	42
4.6 Requirements for transport and travel .....	42
4.6.1 General.....	42
4.6.2 Separately transported parts .....	42
4.7 Roll over and tip over protection .....	42
5 Verification .....	42
5.1 Methods of verification .....	42
5.2 Test procedures and conditions .....	44
5.2.1 General.....	44
5.2.2 Conceptual verification by calculation.....	45
5.2.3 Conceptual verification by experiment .....	45
5.2.4 Examination after test .....	45
5.2.5 Test report .....	45
5.3 Verification based on noise emission values .....	45
6 Information for use .....	46
6.1 Format of instruction.....	46
6.1.1 General.....	46

6.1.2	Noise reduction by information .....	46
6.1.3	Technical data and information .....	46
6.2	Instructions for use .....	48
6.2.1	General.....	48
6.2.2	Crane operator instructions .....	48
6.3	Instructions for assembly, erection, disassembly and transport.....	50
6.4	Instructions for maintenance and inspection.....	51
6.4.1	General.....	51
6.4.2	Instructions for maintenance .....	51
6.4.3	Instructions for inspection .....	51
6.5	Instructions for training .....	52
6.6	Instructions for spare parts.....	53
6.7	Instructions for disposal.....	53
7	Marking .....	53
7.1	Machine marking .....	53
7.2	Information and warning.....	53
7.3	Graphic symbols.....	53
7.4	Marking of crane parts .....	53
7.5	Marking of outriggers.....	53
7.6	Marking $\text{A}_1$ event recorder $\text{A}_1$ .....	53
Annex A	(normative) Examples of mobile crane types .....	54
Annex B .1	(informative) Major parts of telescopic cranes.....	56
Annex B.2	(informative) Major parts of lattice $\text{A}_1$ boom $\text{A}_1$ cranes .....	57
Annex C	(normative) List of hazards .....	58
Annex D	(normative) Load effects of combined motions .....	62
Annex E	(normative) Crane operator's seat dimensions .....	66
Annex F	(normative) Rigid body stability: Load effects due to acceleration .....	68
Annex G .1	(normative) Noise test code for mobile cranes.....	69
Annex G.2	(normative) Noise measurement, test report .....	75
Annex H	(normative) Limit values for structural and fine grain steel types .....	77
Annex J .1	(normative) Minimum requirements for specification of hoist/derrick gears .....	78
Annex K .1	(normative) Minimum requirements for the specification of lifting hooks.....	86
Annex L	(normative) Proof of competence .....	95
Annex M	(normative) Test of steering systems for off-road mobile cranes .....	98
Annex N .1	(informative) Wind speed as a function of elevation .....	99
Annex P	(normative) Efficiency of sheave sets .....	107
Annex Q	(informative) Manufacturer's sign.....	108
Annex R	(normative) Certificate for wire rope, requirements .....	109
Annex S	(normative) Certificate for chain, requirements .....	110
Annex T	(informative) Test procedures: Selection of load cases .....	111
Annex U	(normative) Test certificate .....	112
Annex V	(informative) Additional information of the concept of the limiting and indicating device .....	113
Annex W	(informative) Selection of a suitable set of crane standards for a given application .....	114
Annex ZA	(informative) Relation between this European Standard and the Essential Requirements of EU Directive 2006/42/EC.....	116
Bibliography	.....	117

## Figures

Figure A.1 — Industrial mobile crane .....	54
Figure A.2 — Mobile crane with telescopic $\square_{A1}$ boom $\triangle_{A1}$ .....	54
Figure A.3 — Mobile crane with $\square_{A1}$ telescopic boom and fly jib $\triangle_{A1}$ .....	54
Figure A.4 — Mobile crane with luffing fly jib .....	54
Figure A.5 — Mobile crane with lattice $\square_{A1}$ boom $\triangle_{A1}$ .....	54
Figure A.6 — Crawler crane .....	54
Figure A.7 — Crawler crane with additional counterweight .....	55
Figure A.8 — Mobile harbour crane .....	55
Figure B.1.1 — Examples of major parts .....	56
Figure B.1.2 — Examples of $\square_{A1}$ booms $\triangle_{A1}$ and $\square_{A1}$ boom/jib $\triangle_{A1}$ combinations .....	56
Figure B.2.1 — Examples of major parts .....	57
Figure B.2.2 — Examples of $\square_{A1}$ booms $\triangle_{A1}$ and $\square_{A1}$ boom/jib $\triangle_{A1}$ combinations .....	57
Figure D.1 — Crawler crane .....	62
Figure D.2 — Crane on outriggers .....	63
Figure D.3 — Telescopic crane on outriggers .....	64
Figure E.1 — Seat dimensions (see Table E.1) .....	66
Figure F.1 — Crane $\square_{A1}$ boom $\triangle_{A1}$ in travelling and in lateral direction .....	68
Figure G.1 — Test Conditions - Position of the crane; exact position of the crane in relation to the radial centre of the hemisphere, see G.1.6.1 and G.1.6. ....	70
Figure K.3.1 — Model of hook blocks (Examples) .....	90
Figure N.3.1 — Regions where same mean storm wind velocities are applicable .....	103
Figure Q.1 — Example of a Manufacturer's sign .....	108
Figure T.1 — Selection of load cases .....	111
<b>Tables</b>	
Table 1 — Verification of safety requirements including the proof of competence .....	43
Table C.1 — List of hazards .....	58
Table D.1 — Load combinations, one or two simultaneous movements .....	64
Table D.2 — Load combinations, more than two simultaneous movements .....	65
Table E.1 — Seat dimensions and adjustments .....	67
Table F.1 — Minimum values of tipping angle .....	68
Table H.1 — Limit values for structural and fine grain steel types .....	77
Table M.1 — Permitted steering control effort .....	98
Table N.1.1 — 3-second wind gust speed as a function of mean wind speed as per Beaufort Scale and as per elevation .....	99
Table N.2.1 — Quasistatic impact pressure as a function of mean wind speed as per the Beaufort Scale and as a function of elevation .....	101
Table R.1 — Rope certificate (Example) .....	109
Table S.1 — Certificate for chain (Example) .....	110
Table U.1 — Test certificate (Example) .....	112

## Foreword

This document (EN 13000:2010+A1:2014) has been prepared by Technical Committee CEN/TC 147 "Cranes — Safety", the secretariat of which is held by BSI.

This European Standard shall be given the status of a national standard, either by publication of an identical text or by endorsement, at the latest by November 2014, and conflicting national standards shall be withdrawn at the latest by November 2014.

Attention is drawn to the possibility that some of the elements of this document may be the subject of patent rights. CEN [and/or CENELEC] shall not be held responsible for identifying any or all such patent rights.

This document supersedes A1 EN 13000:2010 A1.

This document includes Amendment 1 approved by CEN on 2014-02-09.

The start and finish of text introduced or altered by amendment is indicated in the text by tags A1 A1.

This document has been prepared under a mandate given to CEN by the European Commission and the European Free Trade Association, and supports essential requirements of EU Directive(s).

A1 For relationship with EU Directive(s), see informative Annex ZA, which is an integral part of this document. A1

This standard applies to mobile cranes which are put on the market 12 months after the date of ratification by CEN of this standard or at the latest 2015-02-09.

This document has been prepared by Product Working Group CEN/TC 147/WG 11 "Mobile Cranes", the secretariat of which is held by DIN.

A1 CEN/TC 147 WG11 has reviewed EN 13000:2010 to adapt the standard to the technical progress, new requirements and changes in standards referenced; the main topics are:

- The scope of this standard has been amended to cover gaps and overlaps with other European Standards.
- Several wind related incidents forced the introduction of more clarification on wind loads and the development of explanations to be added in the instruction manual (4.1.2.2.2 and 6.2.2.4).
- The limit value for the noise measured at the operator position has been aligned with the actual legal requirements and the former noise clause has been reorganized to improve readability (5.3, 6.1.2 and Annex G).
- To cover the risk of a wrong setting of the outrigger configuration and to align the standard with other European Standards and recently introduced regulations outside of the EEA, requirements for outrigger monitoring are introduced (4.2.6.2.5). A1

Annexes A, C, D, E, F, G.1 and G.2, H, J.1 to J.4, K.1 to K.5, L, M, P, R, S and U are normative. Annexes B.1 and B.2, N.1 to N.3, Q, T, V and W are informative.

According to the CEN/CENELEC Internal Regulations, the national standards organizations of the following countries are bound to implement this European Standard: Austria, Belgium, Bulgaria, Croatia, Cyprus, Czech Republic, Denmark, Estonia, Finland, Former Yugoslav Republic of Macedonia, France, Germany, Greece, Hungary, Iceland, Ireland, Italy, Latvia, Lithuania, Luxembourg, Malta, Netherlands, Norway, Poland, Portugal, Romania, Slovakia, Slovenia, Spain, Sweden, Switzerland, Turkey and the United Kingdom.

## Introduction

This European Standard is a type C standard.

This European Standard has been prepared to provide one means for mobile cranes to conform with the essential health and safety requirements of the Machinery Directive.

The machinery concerned and the extent to which hazards, hazardous situations and events are covered are indicated in the scope of this document.

When provisions of this type C standard are different from those which are stated in type A or B standards, the provisions of this type C standard take precedence over the provisions of the other standards, for machines that have been designed and built according to the provisions of this type C standard.

■ <sup>A1</sup> CEN/TC147 WG11 had set up a dedicated working group with representatives from crane manufacturers, electronic component suppliers and Health and Safety organizations. This group did a thorough investigation in the transition from EN 954 to EN ISO 13849 and came to the conclusion that this transition is not currently feasible for mobile cranes.

The required Performance Level was determined by risk assessment according to EN 1050; it was established as PL<sub>r</sub>=c; this value is not achievable with components currently available on the market and is as such beyond the state of the art for mobile cranes. This is mainly due to the amount of signals to be processed simultaneously.

Therefore, in the present amendment A1, the requirements given for safety related parts of control systems will refer to EN 954. <sup>A1</sup>



## 1 Scope

This European Standard is applicable to the design, construction, installation of safety devices, information for use, maintenance and testing of mobile cranes as defined in ISO 4306-2 ~~1) deleted text 1)~~. 1) Examples of mobile crane types are given in Annex A. 1)

1) This European Standard does not apply to:

- loader cranes (see EN 12999)
- off-shore cranes (see EN 13852-1)
- floating cranes (see EN 13852-2)
- variable reach truck (see EN 1459)

NOTE 1 Variable Reach Trucks are commonly known as telehandlers.

- mobile self-erecting tower cranes
- earth-moving machinery used for object handling (see EN 474-series). 1)

This standard does not cover hazards related to the lifting of persons.

1) NOTE 2 1) The use of mobile cranes for the lifting of persons is subject to specific national regulations.

Mobile cranes covered by this European Standard are designed for a limited number of stress cycles and particular properties of motions, e.g. smooth application of the driving forces and loading conditions according to ISO 4301-2:1985, group A1.

For a duty cycle such as grab, magnet or similar work, additional provisions are required which are outside the scope of this European Standard.

The hazards covered by this European Standard are identified by Annex C.

This document is not applicable to mobile cranes which are manufactured before the date of publication of this document by CEN.

## 2 Normative references

The following referenced documents are indispensable for the application of this document. For dated references, only the edition cited applies. For undated references, the latest edition of the referenced document (including any amendments) applies.

EN 2:1992, *Classification of fires*

EN 294:1992, *Safety of machinery — Safety distance to prevent danger zones being reached by the upper limbs*

EN 349:1993, *Safety of machinery — Minimum gaps to avoid crushing of parts of the human body*

EN 547-1:1996, *Safety of machinery — Human body measurements — Part 1: Principles for determining the dimensions required for openings for whole body access into machinery*

EN 614-1:2006, *Safety of machinery — Ergonomic design principles — Part 1: Terminology and general principles*

EN 626-1:1994, *Safety of machinery — Reduction of risk to health from hazardous substances emitted by machinery — Part 1: Principles and specifications for machinery manufacturers*

- EN 811:1996, *Safety of machinery — Safety distances to prevent danger zones being reached by the lower limbs*
- EN 842:1996, *Safety of machinery — Visual danger signals — General requirements, design and testing*
- EN 853:1996, *Rubber hoses and hose assemblies - Wire braid reinforced hydraulic type - Specification*
- EN 854:1996, *Rubber hoses and hose assemblies - Textile reinforced hydraulic type - Specification*
- EN 856:1996, *Rubber hoses and hose assemblies - Rubber-covered spiral wire reinforced hydraulic type - Specification*
- EN 894-2:1997, *Safety of machinery — Ergonomics requirements for the design of displays and control actuators — Part 2: Displays*
- EN 894-3:2000, *Safety of machinery — Ergonomics requirements for the design of displays and control actuators — Part 3: Control actuators*
- EN 953:1997, *Safety of machinery — Guards — General requirements for the design and construction of fixed and movable guards*
- EN 954-1:1996, *Safety of machinery — Safety-related parts of control systems — Part 1: General principles for design*
- EN 982:1996, *Safety of machinery — Safety requirements for fluid power systems and their components — Hydraulics*
- EN 983:1996, *Safety of machinery — Safety requirements for fluid power systems and their components Pneumatics*
- EN 1005-3:2002, *Safety of machinery — Human physical performance — Part 3: Recommended force limits for machinery operation*
- EN 1037:1995, *Safety of machinery — Prevention of unexpected start-up*
- EN 10025-2:2005, *Hot rolled products of structural steels — Part 2: Technical delivery conditions for non-alloy structural steels*
- EN 10025-3:2004, *Hot rolled products of structural steels - Part 3: Technical delivery conditions for normalized/normalized rolled weldable fine grain structural steels*
- EN 10025-6:2005, *Hot rolled products of structural steels — Part 6: Technical delivery conditions for flat products of high yield strength structural steels in the quenched and tempered condition*
- [A<sub>1</sub>]** *deleted text [A<sub>1</sub>]*
- EN 12644-1:2001, *Cranes — Information for use and testing — Part 1: Instructions*
- EN 13557:2003, *Cranes — Control and control stations*
- EN 13586:1999, *Cranes — Access*
- EN 14502-2:2005, *Cranes — Equipment for the lifting of persons — Part 2: Elevating control stations*
- EN 60204-32:2008, *Safety of machinery—Electrical equipment of machines — Part 32: Requirements for hoisting machines (IEC 60204-32:2008)*
- EN 61000-6-2:2005, *Electromagnetic compatibility (EMC) — Part 6-2: Generic standards — Immunity for industrial environments (IEC 61000-6-2:2005)*

EN 61000-6-4:2007, *Electromagnetic compatibility (EMC) — Part 6-4: Generic standards; Emission standard for industrial environments (IEC 61000-6-4:2006)*

EN 61310-1:2008, *Safety of machinery — Indication, marking and actuation — Part 1: Requirements for visual, acoustic and tactile signals (IEC 61310-1:2007)*

EN 61310-2:2008, *Safety of machinery — Indication, marking and actuation — Part 2: Requirements for marking (IEC 61310-2:2007)*

EN ISO 3411:2007, *Earth-moving machinery - Physical dimensions of operators and minimum operator space envelope (ISO 3411:2007)*

EN ISO 3744:1995, *Acoustics — Determination of sound power levels of noise sources using sound pressure — Engineering method in an essentially free field over a reflecting plane (ISO 3744:1994)*

EN ISO 4871:1996, *Acoustics — Declaration and verification of noise emission values of machinery and equipment (ISO 4871:1996)*

EN ISO 5349-1:2001, *Mechanical vibration - Measurement and evaluation of human exposure to hand-transmitted vibration - Part 1: General requirements (ISO 5349-1:2001)*

EN ISO 5349-2:2001, *Mechanical vibration - Measurement and evaluation of human exposure to hand-transmitted vibration - Part 2: Practical guidance for measurement at the workplace (ISO 5349-2:2001)*

EN ISO 5353, *Earth-moving machinery, and tractors and machinery for agriculture and forestry - Seat index point (ISO 5353:1995)*

EN ISO 6385:2004, *Ergonomic principles in the design of work systems (ISO 6385:2004)*

EN ISO 6683:2008, *Earth-moving machinery - Seat belts and seat belt anchorages - Performance requirements and tests (ISO 6683:2005)*

EN ISO 7096:2008, *Earth-moving machinery - Laboratory evaluation of operator seat vibration (ISO 7096:2000)*

EN ISO 7250:1997, *Basic human body measurements for technological design (ISO 7250:1996)*

EN ISO 7731:2008, *Ergonomics - Danger signals for public and work areas - Auditory danger signals (ISO 7731:2003)*

EN ISO 11201:1995, *Acoustics — Noise emitted by machinery and equipment — Measurement of emission sound pressure levels at a work station and at other specified positions — Engineering method in an essentially free field over a reflecting plane (ISO 11201:1995)*

EN ISO 11688-1, *Acoustics — Recommended practice for the design of low-noise machinery and equipment — Part 1: Planning (ISO/TR 11688-1) (A1)*

EN ISO 12100-1:2003, *Safety of machinery — Basic concepts, general principles for design — Part 1: Basic terminology, methodology (ISO 12100-1:2003)*

EN ISO 12100-2:2003, *Safety of machinery — Basic concepts, general principles for design — Part 2: Technical principles (ISO 12100-2:2003)*

EN ISO 13732-1:2008, *Ergonomics of the thermal environment - Methods for the assessment of human responses to contact with surfaces - Part 1: Hot surfaces (ISO 13732-1:2006)*

EN ISO 13850, *Safety of machinery — Emergency stop — Principles for design (ISO 13850) (A1)*

ISO 2631-1:1997, *Mechanical vibration and shock — Evaluation of human exposure to whole-body vibration — Part 1: General requirements*

ISO 3795:1989, *Road vehicles, and tractors and machinery for agriculture and forestry — Determination of burning behaviour of interior materials*

ISO 3864-1:2002, *Graphical symbols — Safety colours and safety signs — Part 1: Design principles for safety signs in workplaces and public areas*

ISO 4301-1:1986, *Cranes and lifting appliances — Classification — Part 1: General*

ISO 4301-2:1985, *Lifting appliances — Classification — Part 2: Mobile cranes*

ISO 4305:1991, *Mobile cranes — Determination of stability*

ISO 4306-1:2007, *Cranes — Vocabulary — Part 1: General*

ISO 4306-2:1994, *Cranes — Vocabulary — Part 2: Mobile cranes*

ISO 4308-1:2003, *Cranes and lifting appliances — Selection of wire ropes — Part 1: General*

ISO 4308-2:1988, *Cranes and lifting appliances — Selection of wire ropes — Part 2: Mobile cranes — Coefficient of utilization*

ISO 4309:2004, *Cranes — Wire ropes — Care, maintenance, installation, examination and discard*


ISO 4310:1981, *Cranes — Test code and procedures*

ISO 6309:1987, *Fire protection — Safety signs*

ISO 7000:2004, *Graphical symbols for use on equipment — Index and synopsis*

ISO 7296-1:1991, *Cranes — Graphic symbols — Part 1: General*

ISO 7296-2:1996, *Cranes — Graphic symbols — Part 2: Mobile cranes*

ISO 7752-2:2011, *Cranes — Control layout and characteristics — Part 2: Basic arrangement and requirements for mobile cranes* 

ISO 8087:1985, *Mobile cranes — Drum and sheave sizes*

ISO 8566-2:1995, *Cranes — Cabins — Part 2: Mobile cranes*

ISO/CIE 8995-1:2002, *Lighting of indoor work places — Part 1: Indoor*

ISO/DIS 8995-2:2006, *Lighting of indoor work places — Part 2: Outdoor*

ISO/CIE 8995-3:2006, *Lighting of indoor work places — Part 3: Lighting requirements for safety and security of outdoor work places*

ISO 11660-2:1994, *Cranes — Access, guards and restraints — Part 2: Mobile cranes*

ISO 11662-1:1995, *Mobile cranes — Experimental determination of crane performance — Part 1: Tipping loads and radii*

ISO 12480-1:1997, *Cranes — Safe use — Part 1: General*

ISO 13200:1995, *Cranes — Safety signs and hazard pictorials — General principles*

FEM 1.001:1998, *Rules for the design of hoisting appliances (3<sup>rd</sup> edition)*

FEM 5.004:1994, *Rules for the design of the steel structures of general use mobile cranes*