

**Tehnilised joonised. Kruvikeermed ja  
keermestatud detailid. Osa 2:  
Kruvikeermestusega vardad**

Technical drawings - Screw threads and threaded  
parts - Part 2: Screw threads inserts

## EESTI STANDARDI EESSÕNA

## NATIONAL FOREWORD

Käesolev Eesti standard EVS-EN ISO 6410-2:1999 sisaldab Euroopa standardi EN ISO 6410-2:1996 ingliskeelset teksti.

Standard on kinnitatud Eesti Standardikeskuse 12.12.1999 käskkirjaga ja jõustub sellekohase teate avaldamisel EVS Teatajas.

Standard on kättesaadav Eesti standardiorganisatsioonist.

This Estonian standard EVS-EN ISO 6410-2:1999 consists of the English text of the European standard EN ISO 6410-2:1996.

This standard is ratified with the order of Estonian Centre for Standardisation dated 12.12.1999 and is endorsed with the notification published in the official bulletin of the Estonian national standardisation organisation.

The standard is available from Estonian standardisation organisation.

ICS 01.100.20, 21.040.01

### Standardite reprodutseerimis- ja levitamiseõigus kuulub Eesti Standardikeskusele

Andmete paljundamine, taastekitamine, kopeerimine, salvestamine elektroonilisse süsteemi või edastamine ükskõik millises vormis või millisel teel on keelatud ilma Eesti Standardikeskuse poolt antud kirjaliku loata.

Kui Teil on küsimusi standardite autorikaitse kohta, palun võtke ühendust Eesti Standardikeskusega:  
Aru 10 Tallinn 10317 Eesti; [www.evs.ee](http://www.evs.ee); Telefon: 605 5050; E-post: [info@evs.ee](mailto:info@evs.ee)

### Right to reproduce and distribute Estonian Standards belongs to the Estonian Centre for Standardisation

No part of this publication may be reproduced or utilized in any form or by any means, electronic or mechanical, including photocopying, without permission in writing from Estonian Centre for Standardisation.

If you have any questions about standards copyright, please contact Estonian Centre for Standardisation:  
Aru str 10 Tallinn 10317 Estonia; [www.evs.ee](http://www.evs.ee); Phone: +372 605 5050; E-mail: [info@evs.ee](mailto:info@evs.ee)

EUROPEAN STANDARD

EN ISO 6410-2

NORME EUROPÉENNE

EUROPÄISCHE NORM

April 1996

ICS 01.100.20; 21.040

Descriptors: see ISO document

English version

**Technical drawings - Screw threads and threaded  
parts - Part 2: Screw thread inserts  
(ISO 6410-2:1993)**

Dessins techniques - Filetages et pièces  
filetées - Partie 2: Inserts filetés  
(ISO 6410-2:1993)

Technische Zeichnungen - Gewinde und  
Gewindeteile - Teil 2: Gewindeeinsätze  
(ISO 6410-2:1993)

This European Standard was approved by CEN on 1996-03-02. CEN members are bound to comply with the CEN/CENELEC Internal Regulations which stipulate the conditions for giving this European Standard the status of a national standard without any alteration.

Up-to-date lists and bibliographical references concerning such national standards may be obtained on application to the Central Secretariat or to any CEN member.

The European Standards exist in three official versions (English, French, German). A version in any other language made by translation under the responsibility of a CEN member into its own language and notified to the Central Secretariat has the same status as the official versions.

CEN members are the national standards bodies of Austria, Belgium, Denmark, Finland, France, Germany, Greece, Iceland, Ireland, Italy, Luxembourg, Netherlands, Norway, Portugal, Spain, Sweden, Switzerland and United Kingdom.

**CEN**

European Committee for Standardization  
Comité Européen de Normalisation  
Europäisches Komitee für Normung

Central Secretariat: rue de Stassart, 36 B-1050 Brussels

## Foreword

The text of the International Standard from Technical Committee ISO/TC 10 "Technical drawings, product definition and related documentation" of the International Organization for Standardization (ISO) has been taken over as a European Standard by the Technical Board of CEN .

This European Standard shall be given the status of a national standard, either by publication of an identical text or by endorsement, at the latest by October 1996, and conflicting national standards shall be withdrawn at the latest by October 1996.

According to the CEN/CENELEC Internal Regulations, the national standards organizations of the following countries are bound to implement this European Standard: Austria, Belgium, Denmark, Finland, France, Germany, Greece, Iceland, Ireland, Italy, Luxembourg, Netherlands, Norway, Portugal, Spain, Sweden, Switzerland and the United Kingdom.

## Endorsement notice

The text of the International Standard ISO 6410-2:1993 has been approved by CEN as a European Standard without any modification.

NOTE: Normative references to International Standards are listed in annex ZA (normative).

**Annex ZA (normative)**  
**Normative references to international publications**  
**with their relevant European publications**

This European Standard incorporates by dated or undated reference, provisions from other publications. These normative references are cited at the appropriate places in the text and the publications are listed hereafter. For dated references, subsequent amendments to or revisions of any of these publications apply to this European Standard only when incorporated in it by amendment or revision. For undated references the latest edition of the publication referred to applies.

Publication	Year	Title	EN	Year
ISO 225	1983	Fasteners - Bolts, screws, studs and nuts - Symbols and designation of dimensions	EN 20225	1991
ISO 6410-1	1993	Technical drawings - Screws threads and threaded parts - Part 1: General conventions	EN ISO 6410-1	1996
<del>ISO 6410-3</del>	<del>1993</del>	<del>Technical drawings - Screws threads and threaded parts - Part 3: Simplified representation</del>	<del>EN ISO 6410-3</del>	<del>1996</del>

# INTERNATIONAL STANDARD

**ISO**  
**6410-2**

First edition  
1993-05-15

---

---

## **Technical drawings — Screw threads and threaded parts —**

### **Part 2:**

### **Screw thread inserts**

*Dessins techniques — Filetages et pièces filetées —*

*Partie 2: Inserts filetés*



Reference number  
ISO 6410-2:1993(E)

## Foreword

ISO (the International Organization for Standardization) is a worldwide federation of national standards bodies (ISO member bodies). The work of preparing International Standards is normally carried out through ISO technical committees. Each member body interested in a subject for which a technical committee has been established has the right to be represented on that committee. International organizations, governmental and non-governmental, in liaison with ISO, also take part in the work. ISO collaborates closely with the International Electrotechnical Commission (IEC) on all matters of electrotechnical standardization.

Draft International Standards adopted by the technical committees are circulated to the member bodies for voting. Publication as an International Standard requires approval by at least 75 % of the member bodies casting a vote.

International Standard ISO 6410-2 was prepared by Technical Committee ISO/TC 10, *Technical drawings, product definition and related documentation*, Sub-Committee SC 6, *Mechanical engineering documentation*.

ISO 6410 consists of the following parts, under the general title *Technical drawings — Screw threads and threaded parts*:

- *Part 1: General conventions*
- *Part 2: Screw thread inserts*
- *Part 3: Simplified representation*

© ISO 1993

All rights reserved. No part of this publication may be reproduced or utilized in any form or by any means, electronic or mechanical, including photocopying and microfilm, without permission in writing from the publisher.

International Organization for Standardization  
Case Postale 56 • CH-1211 Genève 20 • Switzerland

Printed in Switzerland

This document is a preview generated by EVS

## **Introduction**

ISO 6410 has been devised to provide a universal means of communication among the various interests involved in the design, manufacture and installation of fasteners.

Requirements within industries vary considerably; in recognition of this fact ISO 6410 is presented in three parts (see foreword).



This document is a preview generated by EVS

This page intentionally left blank

## Technical drawings — Screw threads and threaded parts —

### Part 2: Screw thread inserts

#### 1 Scope

This part of ISO 6410 specifies methods for the representation of screw thread inserts on technical drawings.

#### 2 Normative references

The following standards contain provisions which, through reference in this text, constitute provisions of this part of ISO 6410. At the time of publication, the editions indicated were valid. All standards are subject to revision, and parties to agreements based on this part of ISO 6410 are encouraged to investigate the possibility of applying the most recent editions of the standards indicated below. Members of IEC and ISO maintain registers of currently valid International Standards.

ISO 128:1982, *Technical drawings — General principles of presentation*.

ISO 6410-1:1993, *Technical drawings — Screw threads and threaded parts — Part 1: General conventions*.

#### 3 Representation

##### 3.1 Detailed representation of the true shape of screw thread inserts

The detailed representation of the true shape of screw thread inserts (see figures 1 to 3) shall only be used for illustrations, e.g. in catalogues, and should be avoided in technical drawings.

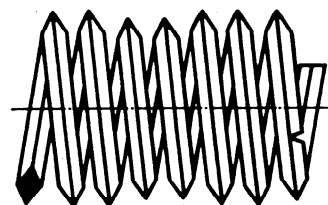


Figure 1




Figure 2




Figure 3