

GEOTEHNILISE ERITÖÖ TEOSTAMINE. PUURVAIAD

Execution of special geotechnical work - Bored piles

EESTI STANDARDI EESSÕNA

NATIONAL FOREWORD

See Eesti standard EVS-EN 1536:2010+A1:2015 sisaldab Euroopa standardi EN 1536:2010+A1:2015 ingliskeelset teksti.	This Estonian standard EVS-EN 1536:2010+A1:2015 consists of the English text of the European standard EN 1536:2010+A1:2015.
Standard on jõustunud sellekohase teate avaldamisega EVS Teatajas	This standard has been endorsed with a notification published in the official bulletin of the Estonian Centre for Standardisation.
Euroopa standardimisorganisatsioonid on teinud Euroopa standardi rahvuslikele liikmetele kättesaadavaks 10.06.2015.	Date of Availability of the European standard is 10.06.2015.
Standard on kättesaadav Eesti Standardikeskusest.	The standard is available from the Estonian Centre for Standardisation.

Tagasisidet standardi sisu kohta on võimalik edastada, kasutades EVS-i veebilehel asuvat tagasiside vormi või saates e-kirja meiliaadressile standardiosakond@evs.ee.

ICS 93.020

Standardite reprodutseerimise ja levitamise õigus kuulub Eesti Standardikeskusele

Andmete paljundamine, taastekitamine, kopeerimine, salvestamine elektroonsesse süsteemi või edastamine ükskõik millises vormis või millisel teel ilma Eesti Standardikeskuse kirjaliku loata on keelatud.

Kui Teil on küsimusi standardite autorikaitse kohta, võtke palun ühendust Eesti Standardikeskusega:

Aru 10, 10317 Tallinn, Eesti; koduleht www.evs.ee; telefon 605 5050; e-post info@evs.ee

The right to reproduce and distribute standards belongs to the Estonian Centre for Standardisation

No part of this publication may be reproduced or utilized in any form or by any means, electronic or mechanical, including photocopying, without a written permission from the Estonian Centre for Standardisation.

If you have any questions about copyright, please contact Estonian Centre for Standardisation:

Aru 10, 10317 Tallinn, Estonia; homepage www.evs.ee; phone +372 605 5050; e-mail info@evs.ee

English Version

Execution of special geotechnical work - Bored piles

Exécution des travaux géotechniques spéciaux - Pieux
forés

Ausführung von Arbeiten im Spezialtiefbau - Bohrpfähle

This European Standard was approved by CEN on 2 July 2010 and includes Amendment 1 approved by CEN on 17 April 2015.

CEN members are bound to comply with the CEN/CENELEC Internal Regulations which stipulate the conditions for giving this European Standard the status of a national standard without any alteration. Up-to-date lists and bibliographical references concerning such national standards may be obtained on application to the CEN-CENELEC Management Centre or to any CEN member.

This European Standard exists in three official versions (English, French, German). A version in any other language made by translation under the responsibility of a CEN member into its own language and notified to the CEN-CENELEC Management Centre has the same status as the official versions.

CEN members are the national standards bodies of Austria, Belgium, Bulgaria, Croatia, Cyprus, Czech Republic, Denmark, Estonia, Finland, Former Yugoslav Republic of Macedonia, France, Germany, Greece, Hungary, Iceland, Ireland, Italy, Latvia, Lithuania, Luxembourg, Malta, Netherlands, Norway, Poland, Portugal, Romania, Slovakia, Slovenia, Spain, Sweden, Switzerland, Turkey and United Kingdom.



EUROPEAN COMMITTEE FOR STANDARDIZATION
COMITÉ EUROPÉEN DE NORMALISATION
EUROPÄISCHES KOMITEE FÜR NORMUNG

CEN-CENELEC Management Centre: Avenue Marnix 17, B-1000 Brussels

Contents

Page

Foreword.....	4
1 Scope	5
2 Normative references	10
3 Terms and definitions	11
4 Information needed for the execution of the work	16
4.1 General.....	16
4.2 Special features	17
5 Geotechnical investigation	18
5.1 General.....	18
5.2 Specific requirements	18
6 Materials and products	19
6.1 Constituents	19
6.1.1 General.....	19
6.1.2 Bentonite	19
6.1.3 Polymers	20
6.1.4 Cement.....	20
6.1.5 Aggregates	20
6.1.6 Water	20
6.1.7 Additions	20
6.1.8 Admixtures	20
6.2 Support fluids.....	20
6.2.1 Bentonite suspensions	20
6.2.2 Polymer solutions	22
6.3 Concrete	22
6.3.1 General.....	22
6.3.2 Aggregates	23
6.3.3 Cement contents	23
6.3.4 Water/cement ratio.....	23
6.3.5 Admixtures	23
6.3.6 Fresh concrete	23
6.3.7 Sampling and testing on site	24
6.4 Grout	24
6.5 Reinforcement.....	25
6.6 Additional inserted products	25
7 Considerations related to design	25
7.1 General.....	25
7.2 Piles forming a wall	26
7.3 Excavation	27
7.4 Precast concrete elements	27
7.5 Reinforcement.....	27
7.5.1 General.....	27
7.5.2 Longitudinal reinforcement	28
7.5.3 Transverse reinforcement.....	28
7.6 Steel tubes and profile elements.....	29
7.7 Minimum and nominal cover	29
8 Execution	30
8.1 Construction tolerances	30

8.1.1	Geometrical tolerances.....	30
8.1.2	Installation tolerances for reinforcement cage	31
8.1.3	Tolerances for trimming	32
8.2	Excavation.....	32
8.2.1	General	32
8.2.2	Methods and tools	34
8.2.3	Excavations supported by casings	34
8.2.4	Excavations supported by fluids	36
8.2.5	Boring with continuous flight augers.....	36
8.2.6	Unsupported excavation.....	37
8.2.7	Enlargements	38
8.3	Reinforcement	38
8.3.1	General	38
8.3.2	Joints	38
8.3.3	Bending of reinforcement.....	38
8.3.4	Assembly of cages	39
8.3.5	Spacers.....	39
8.3.6	Installation.....	40
8.4	Concreting and trimming.....	40
8.4.1	General	40
8.4.2	Concreting in dry conditions	41
8.4.3	Concreting in submerged conditions.....	42
8.4.4	Extraction of casings	43
8.4.5	Permanent casings or linings	44
8.4.6	Concreting of continuous flight auger piles.....	44
8.4.7	Prepacked piles	45
8.4.8	Loss of immersion of tremie pipe or casing.....	45
8.4.9	Precast concrete elements and steel tubes or profiles.....	46
8.4.10	External grouting of bored piles	46
8.4.11	Trimming	47
8.5	Pile walls	47
9	Supervision, testing and monitoring.....	48
9.1	Construction controls	48
9.2	Bored pile testing	49
9.2.1	General	49
9.2.2	Pile load tests	49
9.2.3	Integrity tests	50
10	Records	50
11	Special Requirements.....	53
Annex A	(informative) Glossary	55
Annex B	(informative) Examples for details and frequencies for monitoring and testing.....	64
Annex C	(informative) Sample records	69
Annex D	(informative) Obligation of the provisions	76
Bibliography	82

Foreword

This document (EN 1536:2010+A1:2015) has been prepared by Technical Committee CEN/TC 288 "Execution of special geotechnical works", the secretariat of which is held by AFNOR.

This European Standard shall be given the status of a national standard, either by publication of an identical text or by endorsement, at the latest by December 2015, and conflicting national standards shall be withdrawn at the latest by December 2015.

Attention is drawn to the possibility that some of the elements of this document may be the subject of patent rights. CEN [and/or CENELEC] shall not be held responsible for identifying any or all such patent rights.

This document supersedes A1 EN 1536:2010 A1.

This document includes Amendment 1 approved by CEN on 2015-04-17.

The start and finish of text introduced or altered by amendment is indicated in the text by tags A1 A1.

The general scope of TC 288 is the standardisation of the execution procedures for geotechnical works (including testing and control methods) and of the required material properties. WG15 has been charged to revise EN 1536:1999, with the subject area of bored piles, including barrettes, but not "micro piles" of diameter less than 0,3 m.

The design, planning and execution of bored piles call for experience and knowledge in this specialised field. The execution phase requires skilled and qualified personnel and the present standard cannot replace the expertise of specialist contractor.

The document has been prepared to complement EN 1997-1, *Eurocode 7: Geotechnical design — Part 1: General rules* and EN 1997-2, *Eurocode 7 — Geotechnical design — Part 2: Ground investigation and testing*. Clause 7 "Considerations related to design" of this European Standard expands on design only where necessary (e.g. the detailing of reinforcement), but provides full coverage of the construction and supervision requirements.

A1 The amendment became necessary to accord the Standard EN 1536:2010 with EN 206:2013, Concrete – Specification, performance, production and conformity. EN 206:2013 has been revised to contain also the specific requirements for concrete for applications for special geotechnical works, making redundant respective provisions in EN 1536 (e.g. 6.1, 6.3 and 8.8).

Full according with EN 13670, Execution of concrete structures is however still pending. EN 1536:2010+A1:2015 therefore still contains specific requirements for bored piles as a concrete structure, such as the detailing of the reinforcement, the concrete placement and the supervision of concreting process which are complementing the provisions of EN 13670.

In addition, some editorial corrections were made in this amended Standard. A1

According to the CEN-CENELEC Internal Regulations, the national standards organizations of the following countries are bound to implement this European Standard: Austria, Belgium, Bulgaria, Croatia, Cyprus, Czech Republic, Denmark, Estonia, Finland, Former Yugoslav Republic of Macedonia, France, Germany, Greece, Hungary, Iceland, Ireland, Italy, Latvia, Lithuania, Luxembourg, Malta, Netherlands, Norway, Poland, Portugal, Romania, Slovakia, Slovenia, Spain, Sweden, Switzerland, Turkey and the United Kingdom.

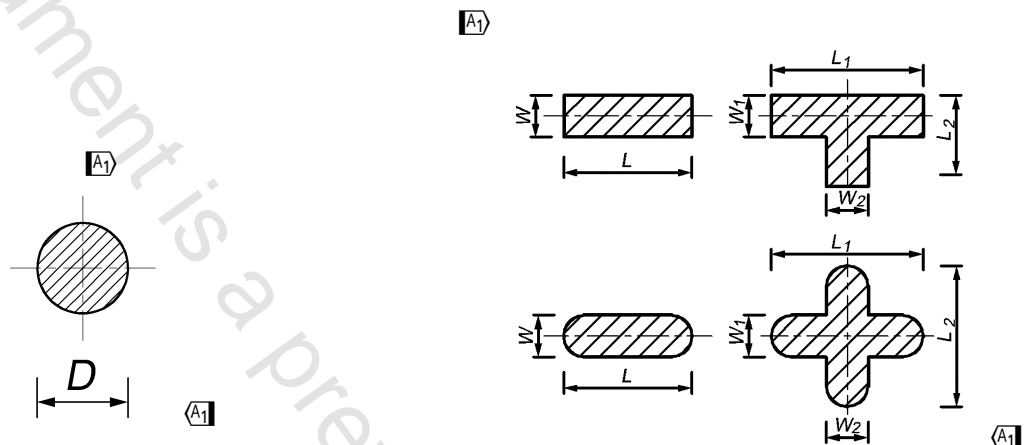
1 Scope

1.1 This European Standard establishes general principles for the execution of bored piles (see 3.2).

NOTE 1 This standard covers piles or barrettes which are formed in the ground by excavation and are structural members used to transfer actions and/or limit deformations.

NOTE 2 This standard covers piles with circular cross-section (see Figures 1 and A.1a)) and barrettes (see 3.3) with rectangular, T or L or any other similar cross-section (see Figure 2) concreted in a single operation.

NOTE 3 In the standard the term pile is used for circular cross-section structure and the term barrette for other shapes. Both are bored piles.



Key

D Shaft diameter

Key

L Barrette length

W Barrette thickness

A Cross-sectional area of the shaft

Figure 1 — Bored pile with circular cross-section

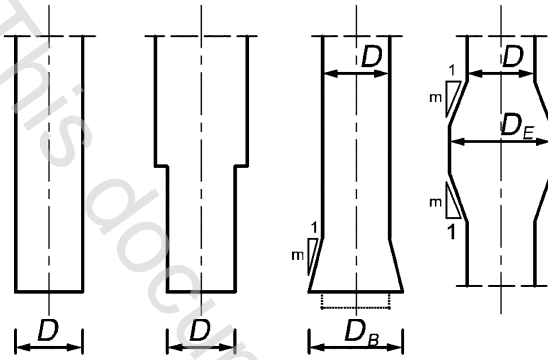
Figure 2 — Bored pile with non circular cross-section (barrettes)

1.2 This European Standard applies to bored piles (see Figure 3) with:

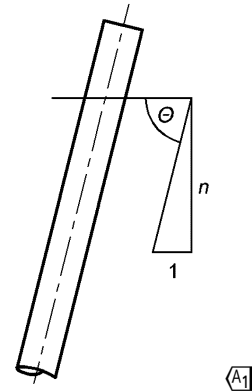
- uniform cross-section (straight shaft);
- telescopically changing shaft dimensions;
- excavated base enlargements; or
- excavated shaft enlargements.

NOTE The shape of a pile base and of an enlargement depends on the tool used for the excavation.

A1



A1

**Key**

- D Shaft diameter
 D_B Base enlargement diameter
 D_E Shaft enlargement diameter

Key

- n Rake

Figure 3 — Examples for straight shaft piles and piles with shaft and base enlargement

Figure 4 — Definition of the rake

1.3 This European Standard applies (see Note) to:

- bored piles with a depth to width ratio ≥ 5 ;
- piles (see Figures 1 and 3) with a shaft diameter $0,3 \text{ m} \leq D \leq 3,0 \text{ m}$;
- barrettes (see Figure 2) with the least dimension $W_i \geq 0,4 \text{ m}$, a ratio L_i / W_i between its largest and its least dimensions ≤ 6 and a cross-sectional area $A \leq 15 \text{ m}^2$;
- piles with circular precast elements used as structural member (see Figure 7) with a least dimension $D_p \geq 0,3 \text{ m}$;
- barrettes with rectangular precast elements used as structural member with a least dimension $W_p \geq 0,3 \text{ m}$.

NOTE The standard covers a large range of diameters. For small diameter bored piles less than 450 mm, the general specification can be adapted to cater for the lack of space (e.g. minimum bars number and spacing).

1.4 This European Standard applies to piles with the following rake (see Figure 4):

- $n \geq 4$ ($\theta \geq 76^\circ$);
- $n \geq 3$ ($\theta \geq 72^\circ$) for permanently cased piles.

1.5 This European Standard applies to bored piles with the following dimensions of the shaft or base enlargements (see Figure 3):

a) base enlargements:

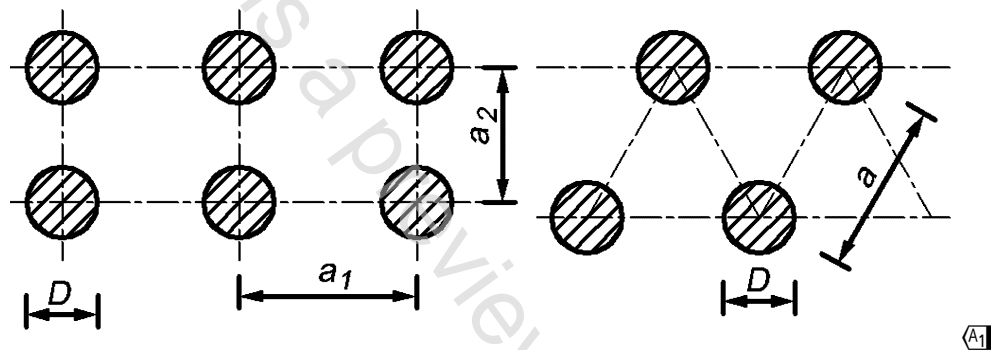
- 1) in non-cohesive ground: $D_B / D \leq 2$;
- 2) in cohesive ground: $D_B / D \leq 3$;

- b) shaft enlargements in any ground: $D_E / D \leq 2$;
- c) slope of the enlargement in non-cohesive ground $m \geq 3$;
 - 1) in non-cohesive ground: $m \geq 3$;
 - 2) in cohesive ground: $m \geq 1,5$;
- d) base enlargements area of barrettes: $A \leq 15 \text{ m}^2$;

1.6 The provisions of this European Standard apply to:

- single bored piles;
- bored pile groups (see Figure 5);
- walls formed by piles (see Figure 6).

A1



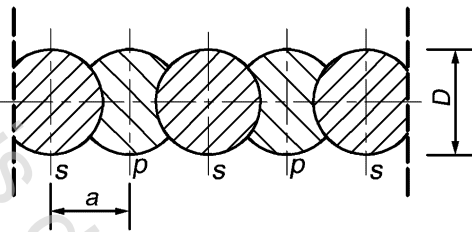
A1

Key

- D Shaft diameter
- a_i Centre to centre spacing of the piles

Figure 5 — Examples of pile groups

A1



$$a < D$$

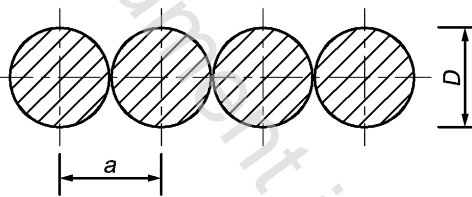
p primary piles

s secondary piles

A1

a) Secant pile wall

A1

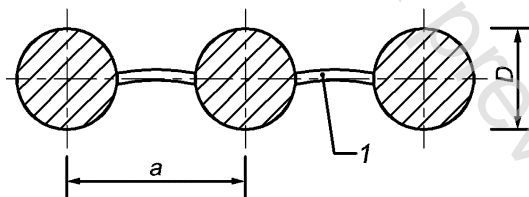


$$a \cong D$$

A1

b) Contiguous pile wall

A1



$$a > D$$

A1

c) Widely spaced pile wall

Key

- a Centre to centre spacing of the piles
- D Shaft diameter
- 1 Lagging

Figure 6 — Examples of pile walls

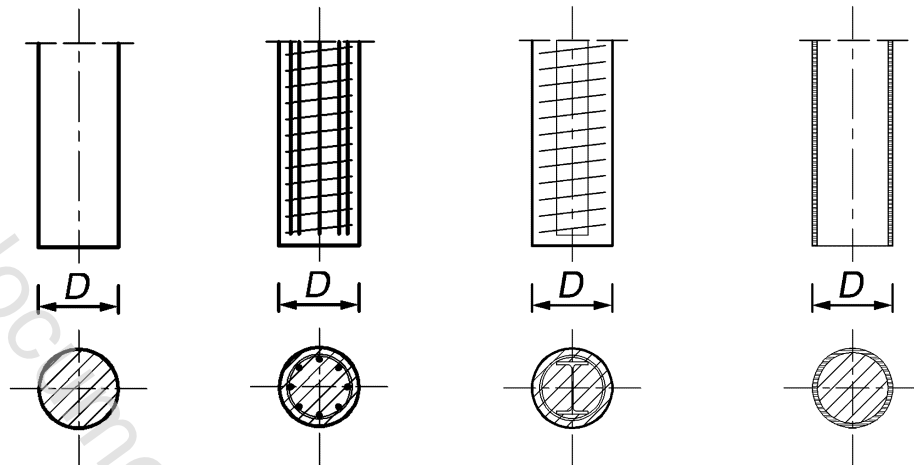
1.7 The bored piles which are the subject of this European Standard can be excavated by continuous or discontinuous methods using support methods for stabilizing the excavation walls where required.

1.8 This European Standard applies only to construction methods that allow the designed cross-sections to be produced.

1.9 The provisions apply to bored piles (see Figure 7) constructed of:

- unreinforced (plain) concrete;
- reinforced concrete;
- concrete reinforced by means of special reinforcement such as steel tubes, steel sections or steel fibres;
- precast concrete (including prestressed concrete) elements or steel tubes where the annular gap between the element or tube and the ground is filled by concrete, cement or cement-bentonite grout.

A1



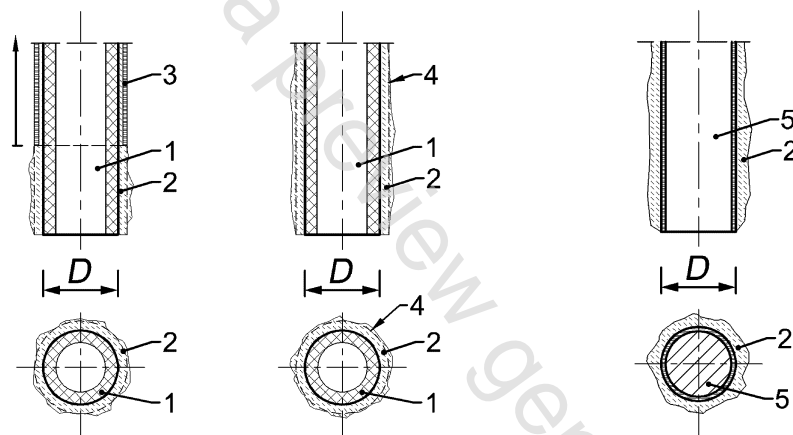
A1

a) Use of plain concrete

b) Use of concrete with bar reinforcement

c) Use of special reinforcement (steel section or tube)

A1



A1

d) Use of precast concrete element as main or supplementary structural member

e) Use of steel tube as main or supplementary structural member

Key

- 1 Precast concrete element
- 2 Grout
- 3 Temporary casing (extracted)
- 4 Uncased excavation
- 5 Unreinforced or reinforced concrete or cement grout
- D Shaft diameter

Figure 7 — Examples of bored piles with circular cross-section

1.10 Micropiles, mixed-in-place columns, columns constructed by jet grouting, ground improvement for piling, mixed-in-place pile bases and diaphragm walls are not covered by this European Standard.

2 Normative references

The following referenced documents are indispensable for the application of this document. For dated references, only the edition cited applies. For undated references, the latest edition of the referenced document (including any amendments) applies.

[A1] *deleted text* **[A1]**

[A1] EN 206:2013, *Concrete — Specification, performance, production and conformity* **[A1]**

EN 791, *Drill rigs — Safety*

[A1] *deleted text* **[A1]**

EN 996, *Piling equipment — Safety requirements*

EN 1008, *Mixing water for concrete — Specification for sampling, testing and assessing the suitability of water, including water recovered from processes in the concrete industry, as mixing water for concrete*

EN 1990, *Eurocode — Basis of structural design*

EN 1991 (all parts), *Eurocode 1: Actions on structures*

EN 1992 (all parts), *Eurocode 2: Design of concrete structures*

EN 1993 (all parts), *Eurocode 3: Design of steel structures*

EN 1994 (all parts), *Eurocode 4: Design of composite steel and concrete structures*

EN 1997-1, *Eurocode 7: Geotechnical design — Part 1: General rules*

EN 1997-2, *Eurocode 7 — Geotechnical design — Part 2: Ground investigation and testing*

EN 1998 (all parts), *Eurocode 8: Design of structures for earthquake resistance*

EN 10025-2, *Hot rolled products of structural steels — Part 2: Technical delivery conditions for non-alloy structural steels*

EN 10080, *Steel for the reinforcement of concrete — Weldable reinforcing steel - General*

EN 10210 (all parts), *Hot finished structural hollow sections of non-alloy and fine grain steels*

EN 10219 (all parts), *Cold formed welded structural hollow sections of non-alloy and fine grain steels*

[A1] *deleted text* **[A1]**

EN 12794, *Precast concrete products — Foundation piles*

EN 13670, *Execution of concrete structures*

ISO/DIS 22477-1, *Geotechnical investigation and testing — Testing of geotechnical structures — Part 1: Pile load test by static axially loaded compression*