

Road traffic noise reducing devices - Test method for determining the acoustic performance - Part 2: Intrinsic characteristics of airborne sound insulation under diffuse sound field conditions

EESTI STANDARDI EESSÕNA

NATIONAL FOREWORD

See Eesti standard EVS-EN 1793-2:2012 sisaldab Euroopa standardi EN 1793-2:2012 ingliskeelset teksti.	This Estonian standard EVS-EN 1793-2:2012 consists of the English text of the European standard EN 1793-2:2012.
Standard on jõustunud sellekohase teate avaldamisega EVS Teatajas.	This standard has been endorsed with a notification published in the official bulletin of the Estonian Centre for Standardisation.
Euroopa standardimisorganisatsioonid on teinud Euroopa standardi rahvuslikele liikmetele kättesaadavaks 14.11.2012.	Date of Availability of the European standard is 14.11.2012.
Standard on kättesaadav Eesti Standardikeskusest.	The standard is available from the Estonian Centre for Standardisation.

Tagasisidet standardi sisu kohta on võimalik edastada, kasutades EVS-i veebilehel asuvat tagasiside vormi või saates e-kirja meiliaadressile standardiosakond@evs.ee.

ICS 17.140.30, 93.080.30

Standardite reprodutseerimise ja levitamise õigus kuulub Eesti Standardikeskusele

Andmete paljundamine, taastekitamine, kopeerimine, salvestamine elektroonsesse süsteemi või edastamine ükskõik millises vormis või millisel teel ilma Eesti Standardikeskuse kirjaliku loata on keelatud.

Kui Teil on küsimusi standardite autorikaitse kohta, võtke palun ühendust Eesti Standardikeskusega:
Aru 10, 10317 Tallinn, Eesti; www.evs.ee; telefon 605 5050; e-post info@evs.ee

The right to reproduce and distribute standards belongs to the Estonian Centre for Standardisation

No part of this publication may be reproduced or utilized in any form or by any means, electronic or mechanical, including photocopying, without a written permission from the Estonian Centre for Standardisation.

If you have any questions about copyright, please contact Estonian Centre for Standardisation:
Aru 10, 10317 Tallinn, Estonia; www.evs.ee; phone 605 5050; e-mail info@evs.ee

English Version

**Road traffic noise reducing devices - Test method for
determining the acoustic performance - Part 2: Intrinsic
characteristics of airborne sound insulation under diffuse sound
field conditions**

Dispositifs de réduction du bruit du trafic routier - Méthode
d'essai pour la détermination de la performance acoustique
- Partie 2: Caractéristiques intrinsèques de l'isolation aux
bruits aériens dans des conditions de champ acoustique
diffus

Lärmschutzvorrichtungen an Straßen - Prüfverfahren zur
Bestimmung der akustischen Eigenschaften - Teil 2:
Produktspezifische Merkmale der Luftschalldämmung unter
den Bedingungen eines diffusen Schallfeldes

This European Standard was approved by CEN on 29 September 2012.

CEN members are bound to comply with the CEN/CENELEC Internal Regulations which stipulate the conditions for giving this European Standard the status of a national standard without any alteration. Up-to-date lists and bibliographical references concerning such national standards may be obtained on application to the CEN-CENELEC Management Centre or to any CEN member.

This European Standard exists in three official versions (English, French, German). A version in any other language made by translation under the responsibility of a CEN member into its own language and notified to the CEN-CENELEC Management Centre has the same status as the official versions.

CEN members are the national standards bodies of Austria, Belgium, Bulgaria, Croatia, Cyprus, Czech Republic, Denmark, Estonia, Finland, Former Yugoslav Republic of Macedonia, France, Germany, Greece, Hungary, Iceland, Ireland, Italy, Latvia, Lithuania, Luxembourg, Malta, Netherlands, Norway, Poland, Portugal, Romania, Slovakia, Slovenia, Spain, Sweden, Switzerland, Turkey and United Kingdom.



EUROPEAN COMMITTEE FOR STANDARDIZATION
COMITÉ EUROPÉEN DE NORMALISATION
EUROPÄISCHES KOMITEE FÜR NORMUNG

Management Centre: Avenue Marnix 17, B-1000 Brussels

Contents

Page

Foreword.....	3
Introduction.....	4
1 Scope	6
2 Normative references	6
3 Symbols	6
4 Test arrangement.....	6
5 Test procedure and evaluation	8
6 Measurement uncertainty	8
7 Test report	8
Annex A (normative) Categorisation of single-number rating	10
Annex B (informative) Guidance note on use of the number rating DL_R	11
Annex C (informative) Measurement uncertainty	12

Foreword

This document (EN 1793-2:2012) has been prepared by Technical Committee CEN/TC 226 “Road equipment”, the secretariat of which is held by AFNOR.

This European Standard shall be given the status of a national standard, either by publication of an identical text or by endorsement, at the latest by May 2013, and conflicting national standards shall be withdrawn at the latest by March 2014.

Attention is drawn to the possibility that some of the elements of this document may be the subject of patent rights. CEN [and/or CENELEC] shall not be held responsible for identifying any or all such patent rights.

This document supersedes EN 1793-2:1997.

In the previous version of this European Standard, the scope covered the noise reducing devices wherever they can be used alongside roads. In the current version of this European Standard, as its adapted title states explicitly, the scope is restricted to noise reducing devices designed for use under diffuse field conditions, e.g. inside tunnels or deep trenches or under covers (an explanation is presented in the introduction).

EN 1793-2 is part of a series and should be read in conjunction with the following:

- EN 1793-1, *Road traffic noise reducing devices — Test method for determining the acoustic performance — Part 1: Intrinsic characteristics of sound absorption*;
- EN 1793-3, *Road traffic noise reducing devices — Test method for determining the acoustic performance — Part 3: Normalized traffic noise spectrum*;
- CEN/TS 1793-4, *Road traffic noise reducing devices — Test method for determining the acoustic performance — Part 4: Intrinsic characteristics — In situ values of sound diffraction*;
- CEN/TS 1793-5, *Road traffic noise reducing devices — Test method for determining the acoustic performance — Part 5: Intrinsic characteristics — In situ values of sound reflection and airborne sound insulation*;
- EN 1793-6, *Road traffic noise reducing devices — Test method for determining the acoustic performance — Part 6: Intrinsic characteristics — In situ values of airborne sound insulation under direct sound field conditions*.

According to the CEN/CENELEC Internal Regulations, the national standards organisations of the following countries are bound to implement this European Standard: Austria, Belgium, Bulgaria, Croatia, Cyprus, Czech Republic, Denmark, Estonia, Finland, Former Yugoslav Republic of Macedonia, France, Germany, Greece, Hungary, Iceland, Ireland, Italy, Latvia, Lithuania, Luxembourg, Malta, Netherlands, Norway, Poland, Portugal, Romania, Slovakia, Slovenia, Spain, Sweden, Switzerland, Turkey and the United Kingdom.

Introduction

Noise reducing devices alongside roads have to provide adequate sound insulation so that sound transmitted through the device is not significant compared with the sound diffracted over the top. This European Standard specifies a test method for qualifying the intrinsic airborne sound insulation performance for noise reducing devices designed for roads in reverberant conditions, e.g. inside tunnels or deep trenches or under covers.

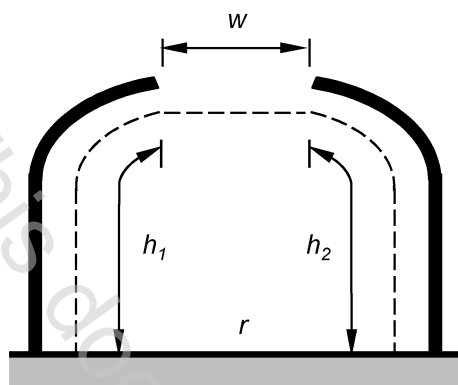
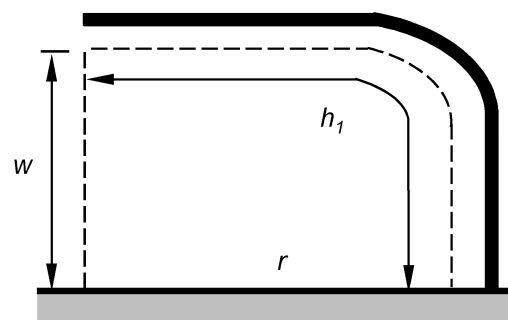
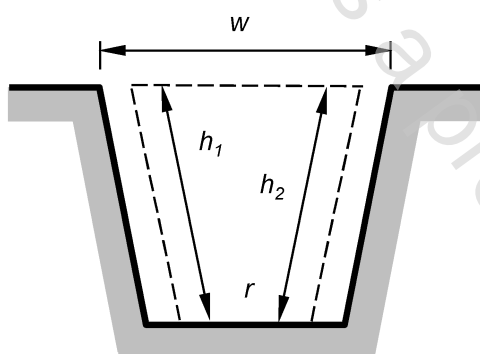
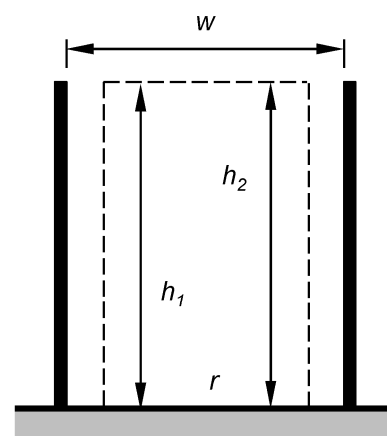
The measurement results of this method for airborne sound insulation are comparable but not identical with the results of the test method EN 1793-6, mainly because the present method uses a diffuse sound field, while the other method assumes a directional sound field. However, research studies suggest that a quite good correlation exists between the two methods.

The test method described in this European Standard should not be used to determine the intrinsic characteristics of airborne sound insulation for noise reducing devices to be installed on roads in non-reverberant conditions.

This European Standard is not concerned with determining insertion loss (extrinsic performance) which additionally depends on factors which are not related to the product itself; e.g. the dimensions of the barrier and quality of installation work and site factors such as ground impedance, site geometry etc. The test is designed to allow the intrinsic airborne sound insulation performance of the device to be measured; the resulting rating should aid the selection of devices for reverberant roadside applications.

This method may be used to qualify noise reducing devices for applications in other reverberant conditions, e.g. found along railways or near industrial sites. In these cases the single-number ratings should be calculated using an appropriate spectrum.

For the purpose of this European standard reverberant conditions are defined based on the geometric envelope, e , across the road formed by the barriers, trench sides or buildings (the envelope does not include the road surface) as shown by the dashed lines in Figure 1. Conditions are defined as being reverberant when the percentage of open space in the envelope is less than or equal to 25 %, i.e. reverberant conditions occur when $w/e \leq 0,25$, where $e = (w+h_1+h_2)$.

**Key** h_1 : length of left barrier surface h_2 : length of right barrier surfaceenvelope, $e = w + h_1 + h_2$ **(a) Partial cover on both sides of the road****Key** h_1 : length of partial cover surface envelopeenvelope, $e = w + h_1$ **(b) Partial cover on one side of the road****Key** h_1 : length of left trench side h_2 : length of right trench side; envelopeenvelope, $e = w + h_1 + h_2$ **(c) Deep trench****Key** h_1 : length of left barrier/building h_2 : length of right barrier/buildingenvelope, $e = w + h_1 + h_2$ **(d) Tall barriers or buildings**In all cases r : road surface; w : width of open space.**Figure 1 —Sketch of the reverberant condition check in four cases (not to scale)**

1 Scope

This European Standard specifies the laboratory method for measuring the airborne sound insulation performance of road traffic noise reducing devices in reverberant conditions. It covers the assessment of the intrinsic performance of barriers that can reasonably be assembled inside the testing facility described in EN ISO 10140-2 and EN ISO 10140-4.

This method is not intended for the determination of the intrinsic characteristics of airborne sound insulation of noise reducing devices to be installed on roads in non-reverberant conditions.

2 Normative references

The following documents, in whole or in part, are normatively referenced in this document and are indispensable for its application. For dated references, only the edition cited applies. For undated references, the latest edition of the referenced document (including any amendments) applies.

EN 1793-3, *Road traffic noise reducing devices — Test method for determining the acoustic performance — Part 3: Normalized traffic noise spectrum*

EN ISO 10140-1, *Acoustics — Laboratory measurement of sound insulation of building elements — Part 1: Application rules for specific products (ISO 10140-1)*

EN ISO 10140-2, *Acoustics — Laboratory measurement of sound insulation of building elements — Part 2: Measurement of airborne sound insulation (ISO 10140-2)*

EN ISO 10140-4, *Acoustics — Laboratory measurement of sound insulation of building elements — Part 4: Measurement procedures and requirements (ISO 10140-4)*

3 Symbols

For the purposes of this document, the following symbols apply.

R_i	Sound reduction index in the i^{th} one-third octave band
L_i	Normalised A-weighted sound pressure level, in decibels, of traffic noise in the i^{th} one-third octave band defined in EN 1793-3
DL_R	Single-number rating of airborne sound insulation performance expressed as a difference of A-weighted sound pressure levels, in decibels

4 Test arrangement

The test arrangement shall be as described in EN ISO 10140-1, EN ISO 10140-2 and EN ISO 10140-4 for partitions with the following modifications:

- The test specimen shall be mounted in the test opening and assembled in the same manner as the manufactured device is used in practice with the same connections and seals between component parts. The edge supports shall not overlap the sample by more than 70 mm and shall be sealed to prevent the leakage of sound.